


# STANDARD PRODUCTS CATALOG 2026



STEELELECTRIC  
PRODUCTS



R.S. DALE CO. INC  
STRUT FITTINGS



INTERNATIONAL  
METAL HOSE COMPANY



## Summit Electric Products Ltd.

3333 Devon Drive, Windsor ON N8X 4L5

Toll Free: 1-800-265-4822

Tel: 1-519-250-8820 Fax: 1-519-250-8389

sales@summit-electric.com

www.summit-electric.com



Summit Electric Products has three separate divisions all rolled into one

### **Standard Products Division**

At Summit Electric, we serve as a Canadian distribution centre for many U.S. manufacturers. In doing so, we provide the customer service, warehousing and logistics for all of our U.S. partners. We pride ourselves in our commitment to maintaining extensive inventory levels and exceptional product knowledge. Many of the products can be found in this booklet

### **Specialty Imports**

Summit Electric specializes in finding hard to get and obsolete electrical items. Often you may find yourself in a situation where you have a requirement from a manufacturer that you have never heard of or are not authorized to purchase from. This is where we can help. We import electrical items from the USA daily. We handle all the incoming freight, duty, brokerage and duty exchange and quote you in NET Canadian dollars. This both frees up your time and lets you know your true landed cost.

### **New Surplus Inventory Division**

Summit Electric has a vast inventory of surplus electrical material from several manufacturers such as Appleton, Burndy, Crouse Hinds, Hubbell, OZ/Gedney and T&B. Our exclusive inventory of surplus material consists of new and left over material from a variety of our trusted partners with many of these items in their original factory packaging. Also as a Summit Electric Products client, your access to surplus inventory is not limited only to what is in our warehouse. We can also provide access to an abundance of surplus material from the United States as well.

**Summit Electric Products Ltd. sells exclusively to wholesale electrical distributors.**

**We break Packaging  
Same Day Shipments**

# Index

Aluminum Flexible Conduit & Connectors	5
Beam Clamps and U-bolts	33
<b>Conduit Couplings, Elbows &amp; Nipples</b>	
Aluminum – Couplings, Elbows & Nipples	24 - 26
EMT – Elbows	7
Rigid – Couplings & Nipples	22 - 24
Stainless Steel – Couplings, Elbows & Nipples	51 - 52
Control Switches {REES}	65
<b>EMT Fittings</b>	
Conduit Bodies	9
Conduit Elbows	7
Couplings & Connectors – Raintight & Set Screw	8 - 9
EMT to Flex Connectors	8
EMT to Rigid Connectors	8
Offset Connectors	7
Pipe Straps	7
Pull Elbows	7
<b>Explosion Proof Fittings</b>	
Reducers	27
Outlet Boxes	27
Sealing Fittings	27
Unions	27
Foot Switches {Linemaster}	61 - 62
<b>Heat Shrink Products</b>	
Breakout Boots	38
End Caps	38
Heavy Wall Tubing	38
Teck Cable Splice Kits	38
Wraparound Cable Support Sleeves	38
<b>Lugs &amp; Sleeves</b>	
Adapters	36
Aluminum Compression	35 - 36
Copper Compression	34 - 35
Grounding	36
Mechanical	37
<b>Marathon Special Products</b>	
<b>Power Blocks</b>	
Bulk Fastening	45
Covers	46
Enclosed	44
Miscellaneous Configurations	45
Splicer & Distribution	39 - 43
Stud Configurations	46
<b>Terminal Blocks</b>	
Dead Front	49
Double Row	50
Heavy Duty	47 - 48
Radiant Heating Products	63
Retractable Cords {Autac}	64

# Index

## **Rigid Fittings**

3 Piece Couplings	11
Bushings – Grounding, Malleable Iron, Plastic	14
Chase Nipples	18
Compression Connectors & Couplings	16
Conduit Bodies	10 - 11
Device Boxes & Covers	12
Enlargers	19
Floor Flanges	13
Hangers	17
Hole Seals & Knock Outs	13
Hubs	11
Locknuts - Aluminum, Steel, Sealing	17
Offset Nipples	18
O-Rings	17
Pull Elbows	13
Reducing Bushings & Washers	19 - 20
Service Entrance Heads	15
Set Screw Connectors & Couplings	16
Straps & Clamp Backs	21
Strain Relief Connectors	15, 58
Swivel Fixture Hangers	18
Thread Adapters – Metric to NPT and PG to NPT	18

## **Sealtite (Liquid-Tight) Connectors & Conduit**

### **Connectors**

Zinc Die-Cast	3
Malleable Iron	3 - 4
Stainless Steel	4, 55
Liquid-Tight Conduit	4

## **Stainless Steel Products**

3 Piece Couplings	54
Beam Clamps	55
Bushings – Grounding, Insulated	57
Chase Nipples	54
Conduit Bodies	52
Conduit, Couplings, Elbows & Nipples	51 - 52
Conduit Caps	53
Device Boxes & Covers	54
Floor Flanges	53
Hangers	55
Hazardous Location EYS & Junction Boxes	57
Hubs	52
Locknuts	54
Pull Elbows	53
Reducing Bushings	56
Sealtite (Liquid-Tight) Connectors	55
Strain Relief Connectors	58
Strain Relief Grips	58
Straps & Spacers	53
Strut & Strut Fittings	59 - 60
Support Grips	58
Threaded Plugs	56
U-Bolts	59

# Index

<b>Standoff Insulators</b>	<b>63</b>
<b>Stop &amp; Go Lights</b>	<b>63</b>
<b>Strut Fittings</b>	
Angle Fittings	28 - 29
Beam Clamps	30
Brackets	31
Clamping Nuts	28
Flat Fittings	28
Miscellaneous Fittings	31
Pipe and Cable Clamps	32
Pipe Straps	32
Post Bases	29
Trolleys	31
U Supports, Z Fittings & Joiners	29
<b>Tape</b>	
Arc & Fireproofing	2
Dacron Glass (Varnished)	2
Filler	2
Friction	1
Glass Cloth	2
High Voltage	1
Rubber	1
Shielding	2
Silicone	1
Tinned Copper Shielding Braid	2
Tinned Copper Shielding Tape	2
Underground Marking	2
Vinyl	1
<b>Wire Mesh Grips</b>	
Bus-Drop	6
Dust-Tite Strain Relief	6
Strain Relief Cord Grip (Stainless Steel)	6, 58
Support – Single Eye	6
Support – Single Eye (Stainless Steel)	6, 58
<b>Numerical Index</b>	<b>66 - 70</b>

---

# Tape

## 8.5 mil Premium Vinyl Tape - Professional Grade

Catalog #	Colour	Size	Std. Pkg.	Mfg.
5243	Black	3/4" x .0085" x 66'	100	Plyon
4247	Black	1" x .0085" x 66'	80	
4252	Black	1-1/2" x .0085" x 66'	100	Plymouth
4311	Black	2" x .0085" x 66'	40	



## 7 mil Vinyl Tape - Economy Grade

Catalog #	Colour	Size	Std. Pkg.	Mfg.
5126	Black	3/4" x .007" x 60'	100	
5898	Green			
5899	Yellow			
5900	Red			
5901	Blue			
5902	White	3/4" x .007" x 66'	10	Plyon
5903	Brown			
5904	Orange			
5905	Grey			
5906	Violet			



## Friction Tape

Catalog #	Size	Std. Pkg.	Mfg.
1002	3/4" x .015" x 60'	100	Plymouth



## Rubber Tape

Catalog #	Size	Std. Pkg.	Mfg.
9002	3/4" x .030" x 22'	100	Plyon



## Linerless High Voltage Insulating Tape

Catalog #	Size	Std. Pkg.	Mfg.
2211	3/4" x .030" x 30'	100	
2212	1" x .030" x 30'	80	Plymouth
2213	1-1/2" x .030" x 30'	50	
2214	2" x .030" x 30'	10	



## High Voltage Tape with Liner

Catalog #	Size	Std. Pkg.	Mfg.
2117	3/4" x .030" x 30'	100	
2132	1" x .030" x 30'	80	Plymouth
2134	1-1/2" x .030" x 30'	50	
2145	2" x .030" x 30'	10	



## Silicone Rubber Tape

Catalog #	Size	Std. Pkg.	Mfg.
3455	1" x .020" x 30'	50	Plymouth

# Tape

## Tinned Copper Shielding Tape

Catalog #	Size	Std. Pkg.	Mfg.
5415	1" x 15'	50	Plymouth
5416	1" x 100'	16	



## Tinned Copper Ground Braid

Catalog #	Size	Std. Pkg.	Mfg.
2711	3/8" x 100'	1	Plymouth



## Pressure Sensitive Glass Cloth Tape

Catalog #	Size	Std. Pkg.	Mfg.
3451	1/2" x .007" x 66'	50	Plymouth
3456	3/4" x .007" x 66'	10	
3459	1" x .007" x 108'	20	



## Varnished Dacron Glass Cloth Tape

Catalog #	Size	Std. Pkg.	Mfg.
1121	3/4" x .008" x 60'	40	Plymouth



## Shielding Tape

Catalog #	Size	Std. Pkg.	Mfg.
2104	3/4" x .030" x 15'	50	Plymouth



## Arc and Fireproofing Tape

Catalog #	Size	Std. Pkg.	Mfg.
3819	3" x .030" x 20'	20	Plymouth

## Electrical Filler Tape

Catalog #	Size	Std. Pkg.	Mfg.
2074	1-1/2" x .125" x 60'	10	Plymouth

## Underground Marking Tape "RED"

Catalog #	Type	Size	Std. Pkg.	Mfg.
UMT1003RE	Non-detectable	3" x 1000' 4 mil	1	Confit
UMT1006RE	Non-detectable	6" x 1000' 4 mil	1	

**"CAUTION BURIED ELECTRIC LINE BELOW"**



# Sealite (Liquid-Tight) Connectors

## Zinc Die Cast - Insulated Throat

### Straight

Catalog #	Size	Standard Package	Mfg.
LTC038Z	3/8"	25 / 100	Confit
LTC050Z	1/2"	25 / 200	
LTC075Z	3/4"	10 / 100	
LTC100Z	1"	5 / 50	
LTC125Z	1-1/4"	5 / 50	
LTC150Z	1-1/2"	5 / 50	
LTC200Z	2"	5 / 20	
LTC250Z	2-1/2"	1	
LTC300Z	3"	1	
LTC350Z	3-1/2"	1	
LTC400Z	4"	1	



### 90 Degree

Catalog #	Size	Standard Package	Mfg.
LTC9038Z	3/8"	10 / 100	Confit
LTC9050Z	1/2"	10 / 100	
LTC9075Z	3/4"	10 / 100	
LTC90100Z	1"	5 / 50	
LTC90125Z	1-1/4"	5 / 25	
LTC90150Z	1-1/2"	5 / 25	
LTC90200Z	2"	5	
LTC90250Z	2-1/2"	1	
LTC90300Z	3"	1	
LTC90350Z	3-1/2"	1	
LTC90400Z	4"	1	



## Malleable Iron - Insulated Throat

### Straight

Catalog #	Size	Standard Package	Mfg.
LTC038T	3/8"	25	Confit
LTC050T	1/2"	25	
LTC075T	3/4"	10	
LTC100T	1"	5	
LTC125T	1-1/4"	5	
LTC150T	1-1/2"	10	
LTC200T	2"	5	
LTC250T	2-1/2"	1	
LTC300T	3"	1	
LTC350T	3-1/2"	1	
LTC400T	4"	1	
LTC500T	5"	1	
LTC600T	6"	1	



### 90 Degree

### 45 Degree

Catalog #	Catalog #	Size	Std. Pkg.	Mfg.
LTC9038T	LTC4538T	3/8"	10	Confit
LTC9050T	LTC4550T	1/2"	10	
LTC9075T	LTC4575T	3/4"	10	
LTC90100T	LTC45100T	1"	5	
LTC90125T	LTC45125T	1-1/4"	10	
LTC90150T	LTC45150T	1-1/2"	10	
LTC90200T	LTC45200T	2"	5	
LTC90250T	LTC45250T	2-1/2"	1	
LTC90300T	LTC45300T	3"	1	
LTC90350T	LTC45350T	3-1/2"	1	
LTC90400T	LTC45400T	4"	1	



# Sealtite (Liquid-Tight) Connectors

## Malleable Iron - Insulated Throat with Aluminum Ground Lug

### Straight

Catalog #	Ground Lug Range	Size	Std.	Mfg.
LTC038ALT		3/8"	25	Confit
LTC050ALT		1/2"	25	
LTC075ALT		3/4"	10	
LTC100ALT	#4 - #14	1"	5	
LTC125ALT		1-1/4"	5	
LTC150ALT		1-1/2"	10	
LTC200ALT		2"	5	
LTC250ALT	1/0 - #8	2-1/2"	1	
LTC300ALT		3"	1	
LTC350ALT	3/0 - #6	3-1/2"	1	
LTC400ALT		4"	1	
LTC500ALT	#6 - 250mcm	5"	1	
LTC600ALT		6"	1	



### 90 Degree

### 45 Degree

Catalog #	Catalog #	Ground Lug Range	Size	Std. Pkg.	Mfg.
LTC9038ALT	LTC4538ALT		3/8"	10	Confit
LTC9050ALT	LTC4550ALT		1/2"	10	
LTC9075ALT	LTC4575ALT		3/4"	10	
LTC90100ALT	LTC45100ALT	#4 - #14	1"	5	
LTC90125ALT	LTC45125ALT		1-1/4"	10	
LTC90150ALT	LTC45150ALT		1-1/2"	10	
LTC90200ALT	LTC45200ALT		2"	5	
LTC90250ALT	LTC45250ALT	1/0 - #8	2-1/2"	1	
LTC90300ALT	LTC45300ALT		3"	1	
LTC90350ALT	LTC45350ALT	3/0 - #6	3-1/2"	1	
LTC90400ALT	LTC45400ALT		4"	1	



## Stainless Steel - Insulated Throat - Type 316SS

### Straight

### 90 Degree

### 45 Degree

Catalog #	Catalog #	Catalog #	Size	Std. Pkg.
LTC50SS	LTC9050SS	LTC4550SS	1/2"	1
LTC75SS	LTC9075SS	LTC4575SS	3/4"	1
LTC100SS	LTC90100SS	LTC45100SS	1"	1
LTC125SS	LTC90125SS	LTC45125SS	1-1/4"	1
LTC150SS	LTC90150SS	LTC45150SS	1-1/2"	1
LTC200SS	LTC90200SS	LTC45200SS	2"	1



## Sealtite (Liquid-Tight) Flexible Conduit

Catalog #	Size	Standard Package	Mfg.
CSALT-3/8	3/8"	30 meter carton*	International Metal Hose
CSALT-1/2	1/2"	30 meter carton*	
CSALT-3/4	3/4"	30 meter carton*	
CSALT-1	1"	30 meter carton*	
CSALT-1-1/4	1-1/4"	15 meter carton*	
CSALT-1-1/2	1-1/2"	15 meter carton*	
CSALT-2	2"	15 meter carton*	
CSALT-2-1/2	2-1/2"	15 meter carton	
CSALT-3	3"	8 meter carton	
CSALT-4	4"	8 meter carton	

Cut Lengths Available 2" thru 4"

\* Available on Reels

Note: Standard freight terms do not apply



# Aluminum Flexible Conduit Connectors

## Straight

Catalog #	Type	Size	Standard Package	Mfg.
FLC050Z	Zinc Die Cast	1/2"	25	Confit
FLC075Z		3/4"	25	
FLC100Z		1"	10	
FLC125Z		1-1/4"	10	
FLC150Z		1-1/2"	5	
FLC200Z		2"	10	
FLC250Z		2-1/2"	1	
FLC300Z		3"	1	
FLC400Z		4"	1	
C32	Malleable Iron	2"	1	Sepco
C33		2-1/2"	1	
C34		3"	1	
C61		4"	1	



## 90 Degree

Catalog #	Type	Size	Standard Package	Mfg.
FLC9050Z	Zinc Die Cast	1/2"	25	Confit
FLC9075Z		3/4"	10	
FLC90100Z		1"	5	
FLC90125Z		1-1/4"	10	
FLC90150Z		1-1/2"	1	
FLC90200Z		2"	1	
FLC90250Z		2-1/2"	1	
FLC90300Z		3"	1	
FLC90400Z		4"	1	
C40	Malleable Iron	2"	1	Sepco
C65		2-1/2"	1	
C66		3"	1	
C68		4"	1	



# Aluminum Flexible Conduit

Catalog #	Size	Standard Package	Mfg.
HWA-3/8	3/8"	75 meter coil	International Metal Hose
HWA-7/16	7/16"	75 meter coil	
HWA-1/2	1/2"	30 meter coil	
HWA-3/4	3/4"	30 meter coil	
HWA-1	1"	30 meter coil	
HWA-1-1/4	1-1/4"	15 meter coil	
HWA-1-1/2	1-1/2"	15 meter coil	
HWA-2	2"	8 meter coil	
HWA-2-1/2	2-1/2"	8 meter coil	
HWA-3	3"	8 meter coil	
HWA-4	4"	8 meter coil	

Cut Lengths Available 2" thru 4"

Note: Standard freight terms do not apply



# Wire Mesh Grips

## Dust-Tite Strain Relief Grips

Catalog #	Cable Range (inches)	Hub Size	Std. Pkg.	Mfg.
DTG0501	0.22 - 0.32	1/2"	1	Confit
DTG0502	0.30 - 0.43	1/2"	1	
DTG0503	0.40 - 0.54	1/2"	1	
DTG0751	0.52 - 0.73	3/4"	1	
DTG1001	0.70 - 0.97	1"	1	
DTG1251	0.94 - 1.25	1-1/4"	1	
DTG1501	1.20 - 1.50	1-1/2"	1	
DTG2001	1.40 - 1.75	2"	1	
DTG2501	1.62 - 2.00	2-1/2"	1	
DTG2502	2.00 - 2.45	2-1/2"	1	



## Bus-Drop Grips

Catalog #	Cable Range (inches)	Mesh Length (inches)	Bale Length (inches)	Break Strength (lbs.)	Std. Pkg.	Mfg.
BDG0509GA	0.22 - 0.32	3.5"	9.0"	650	1	Confit
BDG0711GA	0.30 - 0.43	4.5"	9.0"	1100	1	
BDG1014GA	0.40 - 0.56	5.0"	9.0"	1100	1	
BDG1419GA	0.53 - 0.73	6.5"	9.0"	1100	1	
BDG1822GA	0.70 - 0.85	8.5"	9.0"	1900	1	
BDG1925GA	0.82 - 1.00	8.5"	9.0"	1900	1	
BDG2432GA	0.96 - 1.25	11.0"	9.0"	1900	1	



## Support Grips - Single Eye - Split Mesh, Rod Closing

Catalog #	Cable Range (inches)	Approx. Break Strength (lbs.)	Std. Pkg.	Mfg.
SPSR050U	0.50 - 0.62	790	1	Bryant
SPSR062U	0.63 - 0.74	790	1	
SPSR075U	0.75 - 0.99	1020	1	
SPSR100U	1.00 - 1.24	1610	1	
SPSR125U	1.25 - 1.49	1610	1	
SPSR150U	1.50 - 1.74	1610	1	
SPSR175U	1.75 - 1.99	2150	1	
SPSR200U	2.00 - 2.49	2360	1	
SPSR250U	2.50 - 2.99	3260	1	
SPSR300U	3.00 - 3.49	5750	1	
SPSR350U	3.50 - 3.99	5750	1	



Tin-coated bronze

## **Stainless** Support Grips - Single Eye, Split Mesh, Rod Closing

Catalog #	Cable Range (inches)	Approx. Break Strength (lbs.)	Std. Pkg.	Mfg.
SPSR050US	0.50 - 0.62	1050	1	Bryant
SPSR062US	0.63 - 0.74	2050	1	
SPSR075US	0.75 - 0.99	2050	1	
SPSR100US	1.00 - 1.24	2650	1	
SPSR125US	1.25 - 1.49	4500	1	
SPSR150US	1.50 - 1.74	4500	1	
SPSR175US	1.75 - 1.99	6000	1	
SPSR200US	2.00 - 2.49	8950	1	
SPSR250US	2.50 - 2.99	7750	1	
SPSR300US	3.00 - 3.49	8500	1	



# EMT

## EMT Conduit Elbows

90 Degree		45 Degree		Size	Std. Pkg.	Mfg.
Catalog #	Catalog #	Catalog #	Catalog #			
SWEEP050EMT	SWEEP050-45EMT	SWEEP075EMT	SWEEP075-45EMT	1/2"	50	Confit
SWEEP075EMT	SWEEP075-45EMT	SWEEP100EMT	SWEEP100-45EMT	3/4"	50	
SWEEP100EMT	SWEEP100-45EMT	SWEEP125EMT	SWEEP125-45EMT	1"	25	
SWEEP125EMT	SWEEP125-45EMT	SWEEP150EMT	SWEEP150-45EMT	1-1/4"	20	
SWEEP150EMT	SWEEP150-45EMT	SWEEP200EMT	SWEEP200-45EMT	1-1/2"	15	
SWEEP200EMT	SWEEP200-45EMT	SWEEP250EMT	SWEEP250-45EMT	2"	10	
SWEEP250EMT	SWEEP250-45EMT	SWEEP300EMT	SWEEP300-45EMT	2-1/2"	1	
SWEEP300EMT	SWEEP300-45EMT	SWEEP350EMT	SWEEP350-45EMT	3"	1	
SWEEP350EMT	SWEEP350-45EMT	SWEEP400EMT	SWEEP400-45EMT	3-1/2"	1	
SWEEP400EMT	SWEEP400-45EMT			4"	1	

Available in 15, 22-1/2 and 30 Degree



## EMT Pipe Straps

### 1 Hole

Catalog #	Size	Std. Pkg.	Mfg.
142S	1/2"	100	Sepco
143S	3/4"	100	
144S	1"	50	
145S	1-1/4"	50	
146S	1-1/2"	50	
147S	2"	50	
138S	2-1/2"	25	
139S	3"	25	
141S	3-1/2"	10	
148S	4"	10	



### 2 Hole

Catalog #	Size	Std. Pkg.	Mfg.
2142S	1/2"	250	Sepco
2143S	3/4"	200	
2144S	1"	100	
2145S	1-1/4"	50	
2146S	1-1/2"	50	
2147S	2"	25	
2138S	2-1/2"	25	
2139S	3"	20	
2141S	3-1/2"	10	
2148S	4"	10	



## EMT Pull Elbows - Die Cast

### Female to Female


### Male to Female

Catalog #	Catalog #	Size	Std.	Mfg.
1326	1332	1/2"	10	Sepco
1327	1333	3/4"	5	
1328		1"	1	
1329		1-1/4"	1	



## EMT Offset Set Screw Connector - Die Cast

Catalog #	Size	Std.	Mfg.
1250	1/2"	10	Sepco
1251	3/4"	10	



# EMT

## EMT to Flexible Metal Conduit Connector - Die Cast

Catalog #	Size	Std. Pkg.	Mfg.
170C	1/2" EMT - 3/8" Flex	50	Sepco
171C	1/2" EMT - 1/2" Flex	25	
172C	3/4" EMT - 3/4" Flex	20	
173C	1" EMT - 1" Flex	10	



## EMT Compression to Rigid Coupling

Catalog #	Size	Std. Pkg.	Mfg.
ERC22	1/2"	25	Sepco
ERC23	3/4"	25	
ERC24	1"	25	



## EMT Set Screw Connectors & Couplings - Steel

### Connectors


### Insulated Connectors

Catalog #	Catalog #	Size	Std. Pkg.	Mfg.
S1110	S4066	1/2"	50	Sepco
S1111	S4067	3/4"	25	
S1112	S4068	1"	50	
S1112A	S4069	1-1/4"	25	
S1112B	S4070	1-1/2"	10	
S1112C	S4071	2"	5	
S1112D	S4072	2-1/2"	1	
S1112E	S4073	3"	1	
S1112E1	S4074	3-1/2"	1	
S1112F	S4075	4"	1	



### Couplings

Catalog #	Size	Std. Pkg.	Mfg.
S1113	1/2"	50	Sepco
S1114	3/4"	25	
S1115	1"	50	
S1115A	1-1/4"	25	
S1115B	1-1/2"	10	
S1115C	2"	5	
S1115D	2-1/2"	1	
S1115E	3"	1	
S111E1	3-1/2"	1	
S1115F	4"	1	



## "Blue Cap" EMT Raintight Connectors & Couplings - Steel

### Connectors

### Insulated Connectors

Catalog #	Catalog #	Size	Std. Pkg.	Mfg.
S1010RT	S4060RT	1/2"	50	Sepco
S1011RT	S4061RT	3/4"	25	
S1012RT	S4062RT	1"	50	
S1013RT	S4063RT	1-1/4"	25	
S1014RT	S4064RT	1-1/2"	10	
S1015RT	S4065RT	2"	5	
S1015DRT	S4065DRT	2-1/2"	1	
S1015ERT	S4065ERT	3"	1	
S1015E1RT	S4065E1RT	3-1/2"	1	
S1015FRT	S4065FRT	4"	1	



# EMT

## “Blue Cap” EMT Raintight Connectors & Couplings - Steel

### Couplings

Catalog #	Size	Std. Pkg.	Mfg.
S1016RT	1/2"	50	Sepco
S1017RT	3/4"	25	
S1018RT	1"	50	
S1019RT	1-1/4"	25	
S1020RT	1-1/2"	10	
S1021RT	2"	5	
S1021DRT	2-1/2"	1	
S1021ERT	3"	1	
S1021E1RT	3-1/2"	1	
S1021FRT	4"	1	



## EMT Set Screw Conduit Bodies c/w Cover & Gasket

C	LB	Catalog #	Catalog #	Size	Std. Pkg.	Mfg.
		C7ATCG	LB7ATCG	2-1/2"	1	Sepco
		C8ATCG	LB8ATCG	3"	1	
		C9ATCG	LB9ATCG	3-1/2"	1	
		C10ATCG	LB10ATCG	4"	1	
LL	LR	Catalog #	Catalog #	Size	Std. Pkg.	Mfg.
		LL7ATCG	LR7ATCG	2-1/2"	1	Sepco
		LL8ATCG	LR8ATCG	3"	1	
		LL9ATCG	LR9ATCG	3-1/2"	1	
		LL10ATCG	LR10ATCG	4"	1	



## Combination EMT/Rigid Conduit Bodies c/w Cover & Gasket

C	LB	Catalog #	Catalog #	Size	Std. Pkg.	Mfg.
		CE050SC	LBE050SC	1/2"	10	Confit
		CE075SC	LBE075SC	3/4"	10	
		CE100SC	LBE100SC	1"	10	
		CE125SC	LBE125SC	1-1/4"	10	
		CE150SC	LBE150SC	1-1/2"	10	
		CE200SC	LBE200SC	2"	5	
LL	LR	Catalog #	Catalog #	Size	Std. Pkg.	Mfg.
		LLE050SC	LRE050SC	1/2"	10	Confit
		LLE075SC	LRE075SC	3/4"	10	
		LLE100SC	LRE100SC	1"	10	
		LLE125DC	LRE125SC	1-1/4"	10	
		LLE150SC	LRE150SC	1-1/2"	10	
		LLE200SC	LRE200SC	2"	5	
I		Catalog #		Size	Std. Pkg.	Mfg.
		TE050SC		1/2"	10	Confit
		TE075SC		3/4"	10	
		TE100SC		1"	10	
		TE125SC		1-1/4"	10	
		TE150SC		1-1/2"	10	
		TE200SC		2"	5	



# Rigid

## Aluminum Conduit Bodies c/w Cover & Gasket

<b>C</b>	<b>LB</b>	<b>LL</b>	<b>LR</b>	<b>I</b>		
Catalog #					Size	Std. Pkg.
C1ACG	LB1ACG	LL1ACG	LR1ACG	T1ACG	1/2"	50
C2ACG	LB2ACG	LL2ACG	LR2ACG	T2ACG	3/4"	50
C3ACG	LB3ACG	LL3ACG	LR3ACG	T3ACG	1"	25
C4ACG	LB4ACG	LL4ACG	LR4ACG	T4ACG	1-1/4"	10
C5ACG	LB5ACG	LL5ACG	LR5ACG	T5ACG	1-1/2"	10
C6ACG	LB6ACG	LL6ACG	LR6ACG	T6ACG	2"	5
C7ACG	LB7ACG	LL7ACG	LR7ACG	T7ACG	2-1/2"	1
C8ACG	LB8ACG	LL8ACG	LR8ACG	T8ACG	3"	1
C9ACG	LB9ACG	LL9ACG	LR9ACG	T9ACG	3-1/2"	1
C10ACG	LB10ACG	LL10ACG	LR10ACG	T10ACG	4"	1



## Malleable Iron Conduit Bodies c/w Cover & Gasket

<b>C</b>	<b>LB</b>	<b>LL</b>	<b>LR</b>	<b>I</b>		
Catalog #					Size	Std. Pkg.
C1M	LB1M	LL1M	LR1M	T1M	1/2"	10
C2M	LB2M	LL2M	LR2M	T2M	3/4"	10
C3M	LB3M	LL3M	LR3M	T3M	1"	5
C4M	LB4M	LL4M	LR4M	T4M	1-1/4"	1
C5M	LB5M	LL5M	LR5M	T5M	1-1/2"	1
C6M	LB6M	LL6M	LR6M	T6M	2"	1
C7M	LB7M	LL7M	LR7M	T7M	2-1/2"	1
C8M	LB8M	LL8M	LR8M	T8M	3"	1
C9M	LB9M	LL9M	LR9M	T9M	3-1/2"	1
C10M	LB10M	LL10M	LR10M	T10M	4"	1



Available with Cast Covers / Available in Hot Dipped Galvanized

## Malleable Iron Form 7 Conduit Bodies c/w Cover & Gasket

<b>C</b>	<b>LB</b>	<b>LL</b>	<b>LR</b>	<b>I</b>		
Catalog #					Size	Std. Pkg.
C17F7	LB17F7	LL17F7	LR17F7	T17F7	1/2"	10
C27F7	LB27F7	LL27F7	LR27F7	T27F7	3/4"	10
C37F7	LB37F7	LL37F7	LR37F7	T37F7	1"	5
C47F7	LB47F7	LL47F7	LR47F7	T47F7	1-1/4"	10
C57F7	LB57F7	LL57F7	LR57F7	T57F7	1-1/2"	10
C67F7	LB67F7	LL67F7	LR67F7	T67F7	2"	1
C77F7	LB77F7	LL77F7	LR77F7	T77F7	2-1/2"	1
C87F7	LB87F7	LL87F7	LR87F7	T87F7	3"	1
C97F7	LB97F7	LL97F7	LR97F7	T97F7	3-1/2"	1
C107F7	LB107F7	LL107F7	LR107F7	T107F7	4"	1



Available with Cast Covers

## Malleable Iron Mogul Conduit Bodies c/w Cover & Gasket Hot Dipped Galvanized

<b>C</b>	<b>LB</b>	<b>LL</b>	<b>LR</b>	<b>I</b>		
Catalog #					Size	Std. Pkg.
MC100G	MLB100G	MLL100G	MLR100G	MT100G	1"	1
MC125G	MLB125G*	MLL125G	MLR125G	MT125G	1-1/4"	1
MC150G	MLB150G*	MLL150G	MLR150G	MT150G	1-1/2"	1
MC200G	MLB200G*	MLL200G	MLR200G	MT200G	2"	1
MC250G	MLB250G*	-	-	-	2-1/2"	1
MC300G	MLB300G*	-	-	-	3"	1
MC350G	MLB350G*	-	-	-	3-1/2"	1
MC400G	MLB400G*	-	-	-	4"	1



\*Built in Rollers

# Rigid

## Combo EMT/Rigid Conduit Bodies c/w Cover & Gasket

**C**      **LB**      **LL**      **LR**      **I**

Catalog #					Size	Std. Pkg.
CE050SC	LBE050SC	LLE050SC	LRE050SC	TE050SC	1/2"	10
CE075SC	LBE075SC	LLE075SC	LRE075SC	TE075SC	3/4"	10
CE100SC	LBE100SC	LLE100SC	LRE100SC	TE100SC	1"	10
CE125SC	LBE125SC	LLE125SC	LRE125SC	TE125SC	1-1/4"	10
CE150SC	LBE150SC	LLE150SC	LRE150SC	TE150SC	1-1/2"	10
CE200SC	LBE200SC	LLE200SC	LRE200SC	TE200SC	2"	5



## Conduit Hubs

### Die Cast

### Aluminum

Catalog #	Catalog #	Size	Std. Pkg.	Mfg.
WH10	TWH10A	1/2"	25	Confit
WH20	TWH20A	3/4"	25	
WH30	TWH30A	1"	10	
WH40	TWH40A	1-1/4"	5	
WH50	TWH50A	1-1/2"	2	
WH60	TWH60A	2"	2	
WH70	TWH70A	2-1/2"	1	
WH80	TWH80A	3"	1	
WH90	TWH90A	3-1/2"	1	
WH100	TWH100A	4"	1	



### Malleable Iron

Catalog #	Size	Std. Pkg.	Mfg.
CHM50	1/2"	25	Sepco
CHM75	3/4"	25	
CHM100	1"	10	
CHM125	1-1/4"	5	
CHM150	1-1/2"	2	
CHM200	2"	2	
CHM250	2-1/2"	1	
CHM300	3"	1	
CHM350	3-1/2"	1	
CHM400	4"	1	
CHM500	5"	1	
CHM600	6"	1	



Available in Hot Dipped Galvanized

## 3 Piece Couplings

### Malleable Iron

### Aluminum

Catalog #	Catalog #	Size	Std. Pkg.	Mfg.
3PC050	EC50A	1/2"	20	Confit
3PC075	EC75A	3/4"	10	
3PC100	EC100A	1"	1	
3PC125	EC125A	1-1/4"	1	
3PC150	EC150A	1-1/2"	1	
3PC200	EC200A	2"	1	
3PC250	EC250A	2-1/2"	2	
3PC300	EC300A	3"	2	
3PC350	EC350A	3-1/2"	1	
3PC400	EC400A	4"	1	
3PC500	-	5"	1	
3PC600	-	6"	1	




Available in Hot Dipped Galvanized

# Rigid

## Cast Device Boxes

### Single Gang

Catalog #	Type	Size	Std. Pkg.	Mfg.
FS50	FS1	1/2"		Confit
FS75	FS2	3/4"	1	
FS100	FS3	1"		
FSC50	FSC1	1/2"		
FSC75	FSC2	3/4"	1	
FSC100	FSC3	1"		
FD50	FD1	1/2"		
FD75	FD2	3/4"	1	
FD100	FD3	1"		
FDC50	FDC1	1/2"		
FDC75	FDC2	3/4"	1	
FDC100	FDC3	1"		



Available in Hot Dipped Galvanized

### Double Gang

Catalog #	Type	Size	Std. Pkg.	Mfg.
FS2-50		1/2"		Sepco
FS2-75	Dead End - Shallow	3/4"	1	
FS2-100		1"		
FSC2-50		1/2"		
FSC2-75	Pull Thru - Shallow	3/4"	1	
FSC2-100		1"		
FD2-50		1/2"		
FD2-75	Dead End - Deep	3/4"	1	
FD2-100		1"		
FDC2-50		1/2"		
FDC2-75	Pull Thru - Deep	3/4"	1	
FDC2-100		1"		



Available in Hot Dipped Galvanized

## Device Box Covers


### Single Gang

Catalog #	Type	Std. Pkg.	Mfg.
FSFD-CS1		Blank	Sepco
FSFD-CS2	Stamped Steel	Switch	
FSFD-CS3		Duplex	
FSFD-CS4		GFI	
FSFD-CM1		Blank	
FSFD-CM2	Malleable	Switch	
FSFD-CM3		Duplex	
FSFD-CG		Gasket	
		10	



### Double Gang

Catalog #	Type	Std. Pkg.	Mfg.
FSFD2-CS1		Blank	Sepco
FSFD2-CS2	Stamped Steel	Switch	
FSFD2-CS3		Duplex	
FSFD2-CS4		GFI	
FSFD2-CS5		Switch /	
FSFD2-CS6	Switch / Single	10	
FSFD2-CM1	Malleable	Blank	
FSFD2-CM2		Switch	
FSFD2-CG		Gasket	
		20	



# Rigid

## Pull Elbows

### Female to Female

#### Malleable Iron

#### Zinc Die-Cast

Catalog #	Catalog #	Size	Std. Pkg.	Mfg.
PEF50	1313	1/2"	10	Sepco
PEF75	1314	3/4"	5	
PEF100	1315	1"	1	
PEF125	1316	1-1/4"	1	
PEF150		1-1/2"	1	
PEF200		2"	1	



### Male to Female

#### Malleable Iron

#### Zinc Die-Cast

Catalog #	Catalog #	Size	Std. Pkg.	Mfg.
PEM50	1320	1/2"	10	Sepco
PEM75	1321	3/4"	5	
PEM100		1"	1	
PEM125		1-1/4"	1	
PEM150		1-1/2"	1	
PEM200		2"	1	



## Oil-Tight Hole Seals


Catalog #	Size	Std. Pkg.	Mfg.
S050	1/2"	10	Sepco
S075	3/4"	10	
S100	1"	10	
S125	1-1/4"	10	
S150	1-1/2"	10	
S200	2"	10	
S250	2-1/2"	10	
S300	3"	10	
S350	3-1/2"	10	
S400	4"	10	



Available in Stainless Steel

## Knock-Out Seals - Steel

Catalog #	Size	Std. Pkg.	Mfg.
SS50	1/2"	200	Sepco
SS52	3/4"	200	
SS54	1"	200	
SS56	1-1/4"	50	
SS58	1-1/2"	50	
SS60	2"	25	
SS62*	2-1/2"	10	
SS64*	3"	10	
SS66*	3-1/2"	10	
SS68*	4"	10	



\* Three Piece Design

## Floor Flanges – Malleable Iron

Catalog #	Size	Std. Pkg.	Mfg.
1F	1/2"	1	Sepco
2F	3/4"	1	
3F	1"	1	
4F	1-1/4"	1	
5F	1-1/2"	1	
6F	2"	1	



# Rigid

## Bushings

### Insulated Malleable Iron Ground Bushings with Aluminum Lay-In Lug

Catalog #	Ground Lug Capacity	Size	Std. Pkg.	Mfg.
RGB050M	#4 - #14	1/2"	100	Confit
RGB075M		3/4"	50	
RGB100M		1"	25	
RGB125M		1-1/4"	25	
RGB150M		1-1/2"	25	
RGB200M	1/0 - #8	2"	25	
RGB250M		2-1/2"	1	
RGB300M		3"	1	
RGB400M		4"	1	
RGB500M		3/0 - #6	5"	
RGB600M	6"		1	



### Die Cast Split Ground Bushings with Aluminum Lay-In Lug

Catalog #	Ground Lug Capacity	Size	Std. Pkg.	Mfg.
SGBS381CL*	#4 - #14	1/2"	25	Bridgeport
SGB382CL		3/4"	25	
SGB383CL		1"	25	
SGB384CL		1-1/4"	20	
SGB385CL		1-1/2"	20	
SGB386CL	#14 - 1/0	2"	10	
SGB387CL		2-1/2"	25	
SGB388CL		3"	25	
SGB390CL	#6 - 3/0	4"	20	

\*Steel



### Plastic

Catalog #	Size	Std. Pkg.	Mfg.
PB50	1/2"	100	Sepco
PB75	3/4"	100	
PB100	1"	50	
PB125	1-1/4"	25	
PB150	1-1/2"	25	
PB200	2"	1	
PB250	2-1/2"	1	
PB300	3"	1	
PB350	3-1/2"	1	
PB400	4"	1	
PB500	5"	1	
PB600	6"	1	



### Malleable Iron - Insulated

Catalog #	Size	Std. Pkg.	Mfg.
1206	1/2"	100	Sepco
1207	3/4"	100	
1208	1"	50	
1209	1-1/4"	25	
1210	1-1/2"	25	
1211	2"	1	
1212	2-1/2"	1	
1213	3"	1	
1214	3-1/2"	1	
1215	4"	1	
1216	5"	1	
1217	6"	1	



# Rigid

## Strain Relief Connectors – Steel

### 1/2"

Catalog #	Colour Code	Range	Std. Pkg.	Mfg.
CG50-250	Red	0.15 - 0.25	25	Sepco
CG50-350	White	0.25 - 0.35	25	
CG50-450	Blue	0.35 - 0.45	25	
CG50-560	Green	0.45 - 0.56	25	
CG50-650	Brown	0.56 - 0.65	25	

### 3/4"

Catalog #	Colour Code	Range	Std. Pkg.	Mfg.
CG75-250	Red	0.15 - 0.25	10	Sepco
CG75-350	White	0.25 - 0.35	10	
CG75-450	Blue	0.35 - 0.45	10	
CG75-560	Green	0.45 - 0.56	10	
CG75-650	Brown	0.56 - 0.65	10	
CG75-750	Yellow	0.65 - 0.75	10	
CG75-850	Purple	0.75 - 0.85	10	

### 1"

Catalog #	Colour Code	Range	Std. Pkg.	Mfg.
CG100-560	Green	0.45 - 0.56	5	Sepco
CG100-650	Brown	0.56 - 0.65	5	
CG100-750	Yellow	0.65 - 0.75	5	
CG100-850	Purple	0.75 - 0.85	5	
CG100-950	Grey	0.85 - 0.95	5	
CG100-1050	Black	0.95 - 1.05	5	

### 1-1/4"

Catalog #	Colour Code	Range	Std. Pkg.	Mfg.
CG125-850	Purple	0.75 - 0.85	5	Sepco
CG125-950	Grey	0.85 - 0.95	5	
CG125-1050	Black	0.95 - 1.05	5	
CG125-1150	Orange	1.05 - 1.15	5	
CG125-1250	Red	1.15 - 1.25	5	
CG125-1375	White	1.25 - 1.375	5	

### 1-1/2"

Catalog #	Colour Code	Range	Std. Pkg.	Mfg.
CG150-1050	Black	0.95 - 1.05	2	Sepco
CG150-1150	Orange	1.05 - 1.15	2	
CG150-1250	Red	1.15 - 1.25	2	
CG150-1375	White	1.25 - 1.375	2	

Larger sizes as well as 45° and 90° connectors available

Stainless Steel Strain Relief Connectors Available - See Page 58

## Service Entrance Heads - Threaded - Aluminum

Catalog #	Size	Std. Pkg.	Mfg.
400	1/2"	10	Sepco
401	3/4"	10	
402	1"	10	
403	1-1/4"	1	
404	1-1/2"	1	
405	2"	1	
406	2-1/2"	1	
407	3"	1	
408	3-1/2"	1	
409	4"	1	



# Rigid

## Set Screw Connectors & Couplings - Malleable Iron

### Connectors

Catalog #	Size	Std. Pkg.	Mfg.
TRC50	1/2"	25	Sepco
TRC75	3/4"	25	
TRC100	1"	5	
TRC125	1-1/4"	5	
TRC150	1-1/2"	5	
TRC200	2"	2	
TRC250	2-1/2"	2	
TRC300	3"	1	
TRC350	3-1/2"	1	
TRC400	4"	1	



### Couplings

Catalog #	Size	Std. Pkg.	Mfg.
TRCC50	1/2"	25	Sepco
TRCC75	3/4"	25	
TRCC100	1"	5	
TRCC125	1-1/4"	5	
TRCC150	1-1/2"	5	
TRCC200	2"	2	
TRCC250	2-1/2"	2	
TRCC300	3"	1	
TRCC350	3-1/2"	1	
TRCC400	4"	1	



## Compression Connectors & Couplings - Malleable Iron

### Connectors

Catalog #	Size	Std. Pkg.	Mfg.
NTC50	1/2"	25	Sepco
NTC75	3/4"	25	
NTC100	1"	10	
NTC125	1-1/4"	5	
NTC150	1-1/2"	2	
NTC200	2"	5	
NTC250	2-1/2"	1	
NTC300	3"	1	
NTC350	3-1/2"	1	
NTC400	4"	1	



### Couplings

Catalog #	Size	Std. Pkg.	Mfg.
NTCC50	1/2"	25	Sepco
NTCC75	3/4"	25	
NTCC100	1"	10	
NTCC125	1-1/4"	5	
NTCC150	1-1/2"	2	
NTCC200	2"	5	
NTCC250	2-1/2"	1	
NTCC300	3"	1	
NTCC350	3-1/2"	1	
NTCC400	4"	1	



# Rigid

## Locknuts

### Steel

Catalog #	Catalog #	Size	Std. Pkg.	Mfg.
LN50	LN50AL	1/2"	100	Sepco
LN75	LN75AL	3/4"	100	
LN100	LN100AL	1"	50	
LN125	LN125AL	1-1/4"	100	
LN150	LN150AL	1-1/2"	100	
LN200	LN200AL	2"	50	
LN250	LN250AL	2-1/2"	50	
LN300	LN300AL	3"	25	
LN350	LN350AL	3-1/2"	25	
LN400	LN400AL	4"	1	
LN500	LN500AL	5"	1	
LN600	LN600AL	6"	1	



## Sealing Locknut

Catalog #	Size	Std. Pkg.	Mfg.
706P	1/2"	100	Sepco
707P	3/4"	100	
708P	1"	50	
709P	1-1/4"	1	
710P	1-1/2"	1	
711P	2"	1	
712P	2-1/2"	1	
713P	3"	1	
714P	3-1/2"	1	
715P	4"	1	
716P	5"	1	
717P	6"	1	



## Sealing O-Rings

Catalog #	Size	Std. Pkg.	Mfg.
SR50	1/2"	100	Sepco
SR75	3/4"	100	
SR100	1"	100	
SR125	1-1/4"	50	
SR150	1-1/2"	50	
SR200	2"	50	
SR250	2-1/2"	1	
SR300	3"	1	
SR350	3-1/2"	1	
SR400	4"	1	
SR500	5"	1	
SR600	6"	1	



## Conduit Hangers with Bolt – Steel

Catalog #	Size	Std. Pkg.	Mfg.
CLH050	3/8" - 1/2"	100	Confit
CLH075	3/4"	100	
CLH100	1"	100	
CLH125	1-1/4"	100	
CLH150	1-1/2"	100	
CLH200	2"	50	
CLH250	2-1/2"	50	
CLH300	3"	50	
CLH350	3-1/2"	25	
CLH400	4"	25	



# Rigid

## Swivel Fixture Hanger

Catalog #	Box Style	Load Rating	Size	Std. Pkg.	Mfg.
SWV4R	Round	50Lbs.	1/2" or 3/4"	1	Sepco
SWV4S	Square				

Supplied with 3/4" x 1/2" Steel Reducer



## Chase Nipples

### Malleable Iron - Insulated

Catalog #	Size	Std. Pkg.	Mfg.
MCN050T	1/2"	100	Confit
MCN075T	3/4"	100	
MCN100T	1"	50	
MCN125T	1-1/4"	25	
MCN150T	1-1/2"	1	
MCN200T	2"	1	
MCN250T	2-1/2"	1	
MCN300T	3"	1	
MCN350T	3-1/2"	1	
MCN400T	4"	1	
MCN500T	5"	1	
MCN600T	6"	1	




## Offset Nipples

### Die Cast

### Malleable Iron

Catalog #	Calalog #	Size	Std. Pkg.	Mfg.
C41	OSN50	1/2"	10	Sepco
C42	OSN75	3/4"	10	
C43	OSN100	1"	10	
C44	OSN125	1-1/4"	5	
C45		1-1/2"	5	
C46		2"	2	



## Thread Adapters

### PG to NPT

Catalog #	Male	Female	Std. Pkg.
RAPG11M50F	PG11	1/2" NPT	1
RAPG13M50F	PG13	1/2" NPT	1
RAPG16M50F	PG16	1/2" NPT	1
RAPG21M50F	PG21	1/2" NPT	1
RAPG21M75F	PG21	3/4" NPT	1

### Metric to NPT

Catalog #	Male	Female	Std. Pkg.
RAM16M50F	M16	1/2" NPT	1
RAM20M50F	M20	1/2" NPT	1
RAM25M50F	M25	1/2" NPT	1
RAM25M75F	M25	3/4" NPT	1
RAM32M75F	M32	3/4" NPT	1
RAM32M100F	M32	1" NPT	1
RAM40M100F	M40	1" NPT	1
RAM40M125F	M40	1-1/5" NPT	1
RAM50M150F	M50	1-1/2" NPT	1

Available in Explosion Proof and Stainless Steel



# Rigid

## Enlargers - Male to Female

Catalog #	Size	Std. Pkg.	Mfg.
E35	1/2" Male - 3/4" Female	25	Sepco
E36	3/4" Male - 1" Female	10	
E37	1" Male - 1-1/4" Female	10	
E38	1-1/4" Male - 1-1/2" Female	10	



## Reducing Bushings

Catalog #	Size	Std. Pkg.	Mfg.
RE21K	3/4" x 1/2"	200	Confit
RE31K	1" x 1/2"	100	
RE32K	1" x 3/4"		
RE41K	1-1/4" x 1/2"	50	
RE42K	1-1/4" x 3/4"		
RE43K	1-1/4" x 1"		
RE51K	1-1/2" x 1/2"	50	
RE52K	1-1/2" x 3/4"		
RE53K	1-1/2" x 1"		
RE54K	1-1/2" x 1-1/4"		
RE62K	2" x 3/4"	25	
RE63K	2" x 1"		
RE64K	2" x 1-1/4"		
RE65K	2" x 1-1/2"	10	
RE71K*	2-1/2" x 1/2"		
RE72K*	2-1/2" x 3/4"		
RE73K*	2-1/2" x 1"		
RE74K*	2-1/2" x 1-1/4"		
RE75K*	2-1/2" x 1-1/2"		
RE76K*	2-1/2" x 2"	10	
RE81K*	3" x 1/2"		
RE82K*	3" x 3/4"		
RE83K*	3" x 1"		
RE84K*	3" x 1-1/4"		
RE85K*	3" x 1-1/2"		
RE86K*	3" x 2"		
RE87K*	3" x 2-1/2"		
RE91K*	3-1/2" x 1/2"		5
RE92K*	3-1/2" x 3/4"		
RE93K*	3-1/2" x 1"		
RE94K*	3-1/2" x 1-1/4"		
RE95K*	3-1/2" x 1-1/2"		
RE96K*	3-1/2" x 2"		
RE97K*	3-1/2" x 2-1/2"		
RE98K*	3-1/2" x 3"		
RE101K*	4" x 1/2"	5	
RE102K*	4" x 3/4"		
RE103K*	4" x 1"		
RE104K*	4" x 1-1/4"		
RE105K*	4" x 1-1/2"		
RE106K*	4" x 2"		
RE107K*	4" x 2-1/2"		
RE108K*	4" x 3"		
RE109K*	4" x 3-1/2"	1	
RE01210K	5" x 4"		
RE01412K	6" x 5"	1	



Steel 1/2" thru 2" / Malleable Iron Over 2"

\*Stocked with Hex Head

Note: Hex head may not extend beyond the external diameter of the reducing bushing

# Rigid

## Reducing Washers

Catalog #	Size	Std. Pkg.	Mfg.
CW21	3/4" x 1/2"	250	
CW31	1" x 1/2"		
CW32	1" x 3/4"	250	
CW41	1-1/4" x 1/2"		
CW42	1-1/4" x 3/4"	100	
CW43	1-1/4" x 1"		
CW51	1-1/2" x 1/2"		
CW52	1-1/2" x 3/4"		
CW53	1-1/2" x 1"	100	
CW54	1-1/2" x 1-1/4"		
CW61	2" x 1/2"		
CW62	2" x 3/4"		
CW63	2" x 1"	50	
CW64	2" x 1-1/4"		
CW65	2" x 1-1/2"		
CW71	2-1/2" x 1/2"		
CW72	2-1/2" x 3/4"		
CW73	2-1/2" x 1"		
CW74	2-1/2" x 1-1/4"	50	
CW75	2-1/2" x 1-1/2"		
CW76	2-1/2" x 2"		
CW81	3" x 1/2"		
CW82	3" x 3/4"		
CW83	3" x 1"		
CW84	3" x 1-1/4"	25	
CW85	3" x 1-1/2"		
CW86	3" x 2"		
CW87	3" x 2-1/2"		
CW91	3-1/2" x 1/2"		
CW92	3-1/2" x 3/4"		
CW93	3-1/2" x 1"		
CW94	3-1/2" x 1-1/4"		
CW95	3-1/2" x 1-1/2"	10	
CW96	3-1/2" x 2"		
CW97	3-1/2" x 2-1/2"		
CW98	3-1/2" x 3"		
CW101	4" x 1/2"		
CW102	4" x 3/4"		
CW103	4" x 1"		
CW104	4" x 1-1/4"		
CW105	4" x 1-1/2"	10	
CW106	4" x 2"		
CW107	4" x 2-1/2"		
CW108	4" x 3"		
CW109	4" x 3-1/2"		

Sepco



# Rigid

## Conduit Straps – Steel

### One Hole - Steel

Catalog #	Size	Std. Pkg.	Mfg.
132S	1/2"	100	Sepco
133S	3/4"	100	
134S	1"	100	
135S	1-1/4"	100	
136S	1-1/2"	50	
137S	2"	50	
138S	2-1/2"	50	
139S	3"	1	
141S	3-1/2"	1	
148S	4"	1	



### Two Hole - Steel

Catalog #	Size	Std. Pkg.	Mfg.
2132S	1/2"	250	Sepco
2133S	3/4"	150	
2134S	1"	100	
2135S	1-1/4"	50	
2136S	1-1/2"	50	
2137S	2"	25	
2138S	2-1/2"	25	
2139S	3"	20	
2141S	3-1/2"	15	
2148S	4"	10	
2150S	5"	10	
2152S	6"	10	



## Conduit Straps – Malleable Iron

Catalog #	Size	Std. Pkg.	Mfg.
RSM050	1/2"	100	Confit
RSM075	3/4"	100	
RSM100	1"	50	
RSM125	1-1/4"	1	
RSM150	1-1/2"	1	
RSM200	2"	1	
RSM250	2-1/2"	1	
RSM300	3"	1	
RSM350	3-1/2"	1	
RSM400	4"	1	
RSM500	5"	1	
RSM600	6"	1	



Available in Hot Dipped Galvanized

## Clamp Backs - Malleable Iron

Catalog #	Size	Std. Pkg.	Mfg.
BSC050	1/2"	100	Confit
BSC075	3/4"	100	
BSC100	1"	50	
BSC125	1-1/4"	50	
BSC150	1-1/2"	1	
BSC200	2"	1	
BSC250	2-1/2"	1	
BSC300	3"	1	
BSC350	3-1/2"	1	
BSC400	4"	1	
910	5"	1	Sepco
911	6"	1	



Available in Hot Dipped Galvanized

## Rigid Conduit Couplings - Galvanized

Catalog #	Size	Standard Package	Mfg.
COUP050	1/2"	100	Confit
COUP075	3/4"	50	
COUP100	1"	30	
COUP125	1-1/4"	25	
COUP150	1-1/2"	25	
COUP200	2"	20	
COUP250	2-1/2"	24	
COUP300	3"	16	
COUP350	3-1/2"	12	
COUP400	4"	10	
COUP500	5"	1	
COUP600	6"	1	



## Rigid Conduit Nipples - Galvanized

**1/2"**

Catalog #	Length	Standard Package	Mfg.
NP050XCL	CLOSE (1-1/8")	25	Confit
NP050X150	1-1/2"	25	
NP050X200	2"	25	
NP050X250	2-1/2"	25	
NP050X300	3"	25	
Np050X350	3-1/2"	25	
NP050X400	4"	25	
NP050X600	6"	25	
NP050X800	8"	25	
NP050X1000	10"	25	
NP050X1200	12"	25	

**3/4"**

Catalog #	Length	Standard Package	Mfg.
NP075XCL	CLOSE (1-3/8")	25	Confit
NP075X200	2"	25	
NP075X250	2-1/2"	25	
NP075X300	3"	25	
NP075X400	4"	25	
NP075X500	5"	25	
NP075X600	6"	25	
NP075X800	8"	25	
NP075X1000	10"	25	
NP075X1200	12"	25	

**1"**

Catalog #	Length	Standard Package	Mfg.
NP100XCL	CLOSE (1-1/2")	25	Confit
NP100X200	2"	25	
NP100X250	2-1/2"	25	
NP100X300	3"	25	
NP100X400	4"	25	
NP100X600	6"	25	
NP100X800	8"	25	
NP100X1000	10"	25	
NP100X1200	12"	25	



# Rigid Conduit Nipples – Galvanized

## 1-1/4"

Catalog #	Length	Standard Package	Mfg.
NP125XCL	CLOSE (1-5/8")	25	Confit
NP125X200	2"	25	
NP125X250	2-1/2"	25	
NP125X300	3"	25	
NP125X400	4"	25	
NP125X500	5"	25	
NP125X600	6"	25	
NP125X800	8"	12	
NP125X1000	10"	12	
NP125X1200	12"	12	

## 1-1/2"

Catalog #	Length	Standard Package	Mfg.
NP150XCL	CLOSE (1-3/4")	25	Confit
NP150X200	2"	25	
NP150X250	2-1/2"	25	
NP150X300	3"	25	
NP150X400	4"	25	
NP150X600	6"	25	
NP150X800	8"	12	
NP150X1000	10"	12	
NP150X1200	12"	12	

## 2"

Catalog #	Length	Standard Package	Mfg.
NP200XCL	CLOSE (2")	25	Confit
NP200X250	2-1/2"	25	
NP200X300	3"	25	
NP200X400	4"	25	
NP200X500	5"	25	
NP200X600	6"	25	
NP200X800	8"	12	
NP200X1000	10"	12	
NP200X1200	12"	12	

## 2-1/2"

Catalog #	Length	Standard Package	Mfg.
NP250XCL	CLOSE (2-1/2")	10	Confit
NP250X300	3"	10	
NP250X400	4"	10	
NP250X500	5"	10	
NP250X600	6"	10	
NP250X800	8"	5	
NP250X1000	10"	5	
NP250X1200	12"	5	

## 3"

Catalog #	Length	Standard Package	Mfg.
NP300XCL	CLOSE (2-5/8")	12	Confit
NP300X300	3"	10	
NP300X400	4"	10	
NP300X500	5"	10	
NP300X600	6"	10	
NP300X800	8"	10	
NP300X1000	10"	5	
NP300X1200	12"	5	



## Rigid Conduit Nipples – Galvanized

### 3-1/2"

Catalog #	Size	Standard Package	Mfg.
NP350XCL	CLOSE (2-3/4")	10	Confit
NP350X400	4"	10	
NP350X600	6"	5	
NP350X800	8"	5	
NP400X1000	10"	5	
NP350X1200	12"	5	

### 4"

Catalog #	Size	Standard Package	Mfg.
NP400XCL	CLOSE (2-7/8")	10	Confit
NP400X400	4"	10	
NP400X500	5"	10	
NP400X600	6"	10	
NP400X800	8"	5	
NP400X1000	10"	5	
NP400X1200	12	5	

### 5"

Catalog #	Size	Standard Package	Mfg.
NP500XCL	CLOSE (3")	4	Confit
NP500X600	6"	4	
NP500X800	8"	2	
NP500X1000	10"	2	
NP500X1200	12"	2	

### 6"

Catalog #	Size	Standard Package	Mfg.
NP600XCL	CLOSE (3-1/8")	4	Confit
NP600X600	6"	4	
NP600X800	8"	2	
NP600X1000	10"	2	
NP600X1200	12"	2	



## Aluminum Conduit Couplings

Catalog #	Size	Standard Package	Mfg.
COUP050AL	1/2"	100	Confit
COUP075AL	3/4"	50	
COUP100AL	1"	30	
COUP125AL	1-1/4"	25	
COUP150AL	1-1/2"	25	
COUP200AL	2"	20	
COUP250AL	2-1/2"	24	
COUP300AL	3"	16	
COUP350AL	3-1/2"	10	
COUP400AL	4"	10	



# Aluminum Conduit Elbows

## 90 Degree

## 45 Degree

Catalog #	Catalog #	Size	Std. Pkg.	Mfg.
SWEEP050AL	SWEEP050-45AL	1/2"	50	Confit
SWEEP075AL	SWEEP075-45AL	3/4"	50	
SWEEP100AL	SWEEP100-45AL	1"	25	
SWEEP125AL	SWEEP125-45AL	1-1/4"	20	
SWEEP150AL	SWEEP150-45AL	1-1/2"	15	
SWEEP200AL	SWEEP200-45AL	2"	10	
SWEEP250AL	SWEEP250-45AL	2-1/2"	1	
SWEEP300AL	SWEEP300-45AL	3"	1	
SWEEP400AL	SWEEP400-45AL	4"	1	



# Aluminum Conduit Nipples

## 1/2"

Catalog #	Length	Standard Package	Mfg.
NP050XCLAL	CLOSE (1-1/8")	25	Confit
NP050X200AL	2"	25	
NP050X250AL	2-1/2"	25	
NP050X300AL	3"	25	
NP050X400AL	4"	25	
NP050X600AL	6"	25	
NP050X800AL	8"	25	
NP050X1000AL	10"	25	
NP050X1200AL	12"	25	

## 3/4"

Catalog #	Length	Standard Package	Mfg.
NP075XCLAL	CLOSE (1-3/8")	25	Confit
NP075X200AL	2"	25	
NP075X250AL	2-1/2"	25	
NP075X300AL	3"	25	
NP075X400AL	4"	25	
NP075X600AL	6"	25	
NP075X800AL	8"	25	
NP075X1000AL	10"	25	
NP075X1200AL	12"	25	

## 1"

Catalog #	Length	Standard Package	Mfg.
NP100XCLAL	CLOSE (1-1/2")	25	Confit
NP100X200AL	2"	25	
NP100X250AL	2-1/2"	25	
NP100X300AL	3"	25	
NP100X400AL	4"	25	
NP100X600AL	6"	25	
NP100X800AL	8"	25	
NP100X1000AL	10"	25	
NP100X1200AL	12"	25	

## 1-1/4"

Catalog #	Length	Standard Package	Mfg.
NP125XCLAL	CLOSE (1-5/8")	25	Confit
NP125X200AL	2"	25	
NP125X250AL	2-1/2"	25	
NP125X300AL	3"	25	
NP125X400AL	4"	25	
NP125X600AL	6"	25	
NP125X800AL	8"	12	
NP125X1000AL	10"	12	
NP125X1200AL	12"	12	



# Aluminum Conduit Nipples

## 1-1/2"

Catalog #	Length	Standard Package	Mfg.
NP150XCLAL	CLOSE (1-3/4")	25	Confit
NP150X200AL	2"	25	
NP150X250AL	2-1/2"	25	
NP150X300AL	3"	25	
NP150X400AL	4"	25	
NP150X600AL	6"	25	
NP150X800AL	8"	12	
NP150X1000AL	10"	12	
NP150X1200AL	12"	12	

## 2"

Catalog #	Length	Standard Package	Mfg.
NP200XCLAL	CLOSE (2")	25	Confit
NP200X250AL	2-1/2"	25	
NP200X300AL	3"	25	
NP200X400AL	4"	25	
NP200X600AL	6"	25	
NP200X800AL	8"	12	
NP200X1000AL	10"	12	
NP200X1200AL	12"	12	

## 2-1/2"

Catalog #	Length	Standard Package	Mfg.
NP250XCLAL	CLOSE (2-1/2")	12	Confit
NP250X300AL	3"	12	
NP250X400AL	4"	12	
NP250X600AL	6"	12	
NP250X800AL	8"	5	
NP250X1000AL	10"	5	
NP250X1200AL	12"	5	

## 3"

Catalog #	Length	Standard Package	Mfg.
NP300XCLAL	CLOSE (2-5/8")	12	Confit
NP300X400AL	4"	10	
NP300X600AL	6"	10	
NP300X800AL	8"	10	
NP300X1000AL	10"	5	
NP300X1200AL	12"	5	

## 3-1/2"

Catalog #	Length	Standard Package	Mfg.
NP350XCLAL	CLOSE (2-3/4")	10	Confit
NP350X400AL	4"	6	
NP350X600AL	6"	5	
NP350X800AL	8"	3	
NP350X1000AL	10"	3	
NP350X1200AL	12"	3	

## 4"

Catalog #	Length	Standard Package	Mfg.
NP400XCLAL	CLOSE (2-7/8")	10	Confit
NP400X400AL	4"	10	
NP400X600AL	6"	10	
NP400X800AL	8"	5	
NP400X1000AL	10"	5	
NP400X1200AL	12"	5	



# Explosion Proof Fittings

## Explosion Proof Reducing Bushings

<b>Steel</b>		<b>Aluminum</b>		Size	Std. Pkg.	Mfg.
Catalog #	Catalog #	Catalog #	Catalog #			
RB75-50S	RB75-50A	RB75-50A	RB75-50A	3/4" x 1/2"	50	SparkSafe
RB100-50S	RB100-50A	RB100-50A	RB100-50A	1" x 1/2"	50	
RB100-75S	RB100-75A	RB100-75A	RB100-75A	1" x 3/4"	50	
RB125-50S	RB125-50A	RB125-50A	RB125-50A	1-1/4" x 1/2"	25	
RB125-75S	RB125-75A	RB125-75A	RB125-75A	1-1/4" x 3/4"		
RB125-100S	RB125-100A	RB125-100A	RB125-100A	1-1/4" x 1"		
RB150-50S	RB150-50A	RB150-50A	RB150-50A	1-1/2" x 1/2"	25	
RB150-75S	RB150-75A	RB150-75A	RB150-75A	1-1/2" x 3/4"		
RB150-100S	RB150-100A	RB150-100A	RB150-100A	1-1/2" x 1"		
RB150-125S	RB150-125A	RB150-125A	RB150-125A	1-1/2" x 1-	5	
RB200-50S	RB200-50A	RB200-50A	RB200-50A	2" x 1/2"		
RB200-75S	RB200-75A	RB200-75A	RB200-75A	2" x 3/4"		
RB200-100S	RB200-100A	RB200-100A	RB200-100A	2" x 1"		
RB200-125S	RB200-125A	RB200-125A	RB200-125A	2" x 1-1/4"		
RB200-150S	RB200-150A	RB200-150A	RB200-150A	2" x 1-1/2"		

Larger Sizes Available



## Explosion Proof Conduit Unions

Male		Female		Size	Std. Pkg.	Mfg.
Steel	Aluminum	Steel	Aluminum			
UM50S	UM50A	UF50S	UF50A	1/2"	10	SparkSafe
UM75S	UM75A	UF75S	UF75A	3/4"	10	
UM100S	UM100A	UF100S	UF100A	1"	5	

Larger Sizes Available



## Explosion Proof Sealing Fittings – Vertical/Horizontal Male with Removable Nipple

Catalog #	Size	Std. Pkg.	Mfg.
EYS116	1/2"	20	Confit
EYS216	3/4"	20	
EYS316	1"	10	
EYS46	1-1/4"	5	
EYS56	1-1/2"	5	
EYS66	2"	5	
EYS76	2-1/2"	1	
EYS86	3"	1	
EYS96	3-1/2"	1	
EYS106	4"	1	



## Explosion Proof Outlet Boxes

Catalog #				Size	Std. Pkg.	Mfg.
B	C	L	T			
-	GUAC50	GUAL50	GUAT50	1/2"	1	Sepco
GUAB75	GUAC75	GUAL75	GUAT75	3/4"	1	
-	GUAC100	GUAL100	GUAT100	1"	1	

Other Outlet Boxes Available



# Strut Fittings

## Spring Nuts - Regular Spring

Catalog #	Size	Std. Pkg.	Mfg.
FNS25	1/4" - 20	100	Confit
FNS516	5/16" - 18	100	
FNS38	3/8" - 16	100	
FNS50	1/2" - 13	100	
PSRS5/8GA	5/8" - 11	100	
PSRS3/4GA	3/4" - 10	100	



Stainless Steel, Short, Long or No Spring versions are available

## Flat Plate Fittings

Catalog #	Size	Std. Pkg.	Mfg.
PS601GA	2 Hole Splice Plate	50	Confit
PS602GA	3 Hole Splice Plate	25	
PS888GA	4 Hole Splice Plate	25	
PS718GA	3 Hole Flat Angle Plate	50	
PS719GA	4 Hole Flat Angle Plate	20	
PS714GA	T Plate	25	
PS712GA	Cross Plate	10	
PS619*GA	Square Washer	10	



Splice Plates


\*Specify Hole Size



PS718GA




PS719GA



PS714GA



PS712GA



PS619 GA

## 90 Degree Fittings

Catalog #	Size	Std. Pkg.	Mfg.
PS603GA	2 Hole End Angle	50	Confit
PS604GA	2 Hole Corner Angle	50	
PS605GA	3 Hole Corner Angle	25	
PS607GA	4 Hole Corner Angle	25	



PS603GA



PS604GA



PS605GA



PS607GA

# Strut Fittings

## Angle Fittings

Catalog #	Size	Std. Pkg.	Mfg.
PS793*GA	4 Hole Closed Angle	25	
PS781*GA	4 Hole Open Angle	25	
PS624*GA	2 Hole Closed Angle	25	
PS633*GA	2 Hole Open Angle	25	R.S. Dale
PS9402	2 Hole Hinge Connector	1	
PS9403	3 Hole Hinge Connector	1	
PS9404	4 Hole Hinge Connector	1	



PS793 GA

\*Specify Angle



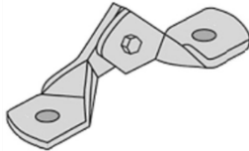
PS781 GA



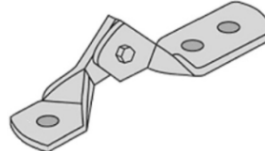
PS624 GA



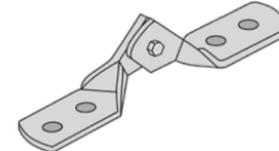
PS633 GA



PS9402



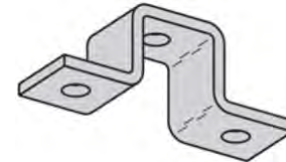
PS9403



PS9404

## U Support, Z Fittings & Joiners

Catalog #	Size	Std. Pkg.	Mfg.
PS613GA	U Support	15	
PS611GA	Z Fitting - 1-5/8" Channel	15	
PS612GA	Z Fitting - 1" Channel	25	
PS631GA	2 Hole Strut Joiner	25	R.S. Dale
PS616GA	4 Hole Strut Joiner	10	
PS649A**	Strut Joiner - Stamped Steel	25	



PS613GA

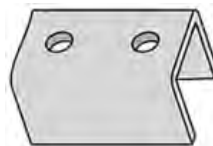
\*\*Includes Flat Head Machine Screws and 4 Hole Splice Plate Nut



PS611GA



PS612GA



PS631GA



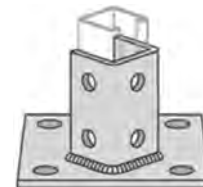
PS616GA



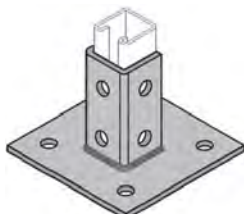
PS649A

## Post Bases

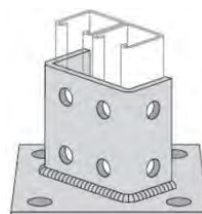
Catalog #	Size	Std. Pkg.	Mfg.
PS3033GA	Single Post Base - Offset	5	R.S. Dale
PS3033SQGA	Single Post Base - Square	5	Confit
PS3064GA	Double Post Base - Offset	5	R.S. Dale
PS3064SQGA	Double Post Base - Square	5	Confit



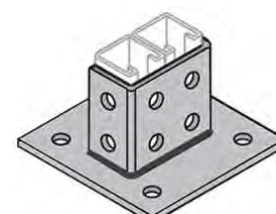
PS3033GA



PS3033SQGA



PS3064GA



PS3064SQGA

# Strut Fittings

## Beam Clamps

Catalog #	Type	Approx Load Rating / Lbs.	Std. Pkg.	Mfg.
PS684S	I Beam Clamp	500	10	R.S. Dale
PS685S	Beam Clamp	450	10	
PS686GA	Beam Clamp	600 with 12 ga. Channel 500 with 14 ga. Channel	10	
PS855-1	Angular I Beam Clamp	500	15	Confit
PS2651T1GA	U-Bolt Style Clamp - Double Strut	1000	25	
PS2651T2GA	U-Bolt Style Clamp - Single Strut	1000	25	
PS907S	I Beam Clamp - 1/4" Stock Thickness	450	25	R.S. Dale
PS998GA	I Beam Clamp - 3/8" Stock Thickness	900	25	
PS2622GA	Beam Clamp	300	25	Confit
PS2654GA	Column Bracket	800	25	
G92*GA	Universal Beam Clamp	3/8 - 400 1/2 - 500	25	R.S. Dale

\*Specify 3/8" or 1/2"



PS684S



PS685S



PS686GA



PS855-1



PS2651T1GA



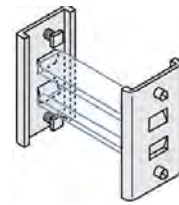
PS2651T2GA



PS907GA / PS998GA



PS2622GA



PS2654GA



G92 GA

# Strut Fittings

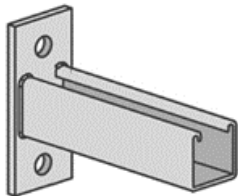
## Brackets

Catalog #	Type	Standard Package	Mfg.
PS3373GA	Universal Corner Connector	10	Confit
PS651GA*	Reversible Channel Bracket – 1-5/8 x 1-5/8	1	
PS809GA*	Double Channel Bracket – 1-5/8 x 3-1/4	1	R.S. Dale
PS3282GA*	Cable Tray Strut Bracket – 1 x 1-5/8	1	
PS732GA*	Shelf Bracket	1	

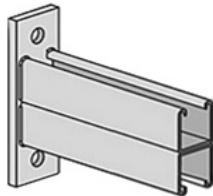
\*Specify Length Required



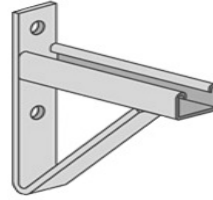
PS3373GA



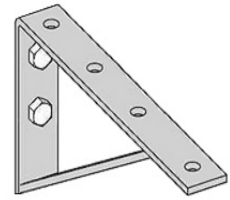
PS651 GA



PS809G A



PS3282 GA



PS732 GA

## Trolleys

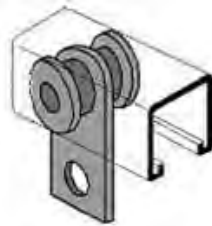
Catalog #	Type	Std. Pkg.	Mfg.
P2749	2 Wheel Trolley with Eye-Bolt	1	
P2751	4 Wheel Trolley with Eye-Bolt	1	
FJ103	2 Wheel Flat Bar Trolley	1	R.S. Dale
FJ108	4 Wheel Flat Bar Trolley	1	



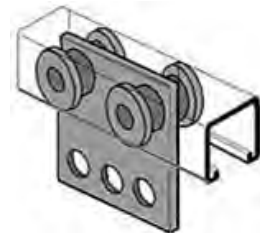
P2749



P2751



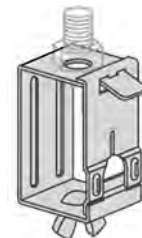
FJ103



FJ108

## Miscellaneous Fittings

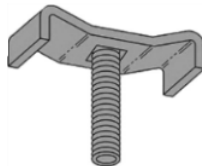
Catalog #	Type	Std. Pkg.	Mfg.
PS2625GA	Wiring Stud Nut - 1/2" Thread	25	
PS2636GA	Fixture Stud Nut - 1/4" Thread	200	
PS2631GA	Swing Gate Fixture Hanger	10	
PS655GA	Hammer-In Steel End Cap	100	R.S. Dale
PS6153-2GY	Rubber End Cap - Grey	10	
PS6154-2GY	Plastic Profile End Cap - Grey	10	
PS707P	Plastic Closure Strip - Grey	10	



PS2631GA



PS2625GA



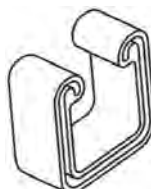
PS2636GA



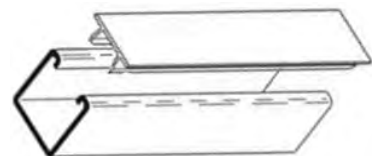
PS655GA



PS6153-2GY



PS6154



PS707P

# Strut Fittings

## Rigid Pipe Straps - 2 Piece

### Steel

### Aluminum

Catalog #		Size	Std. Pkg.	Mfg.
CL038		3/8"	100	R.S. Dale
CL050	PS1100-1/2AL	1/2"	100	
CL075	PS1100-3/4AL	3/4"	100	
CL100	PS1100-1AL	1"	100	
CL125	PS1100-1-1/4AL	1-1/4"	50	
CL150	PS1100-1-1/2AL	1-1/2"	50	Confit
CL200	PS1100-2AL	2"	50	
CL250	PS1100-2-1/2AL	2-1/2"	50	
CL300	PS1100-3AL	3"	50	
CL350	PS1100-3-1/2AL	3-1/2"	25	
CL400	PS1100-4AL	4"	25	
PS1100-5GA	PS1100-5AL	5"	25	
PS1100-6GA		6"	25	
PS1100-8GA		8"	25	R.S. Dale
PS1100-10GA		10"	25	
PS1100-12GA		12"	25	



Available in Stainless steel - see Page 60

Available in Hot Dipped Galvanized, Please Call

## Adjustable Pipe and Cable Clamps

### Steel

Catalog #	Conduit Size	Range (inches)	Std. Pkg.	Mfg.
PCC050PG	1/2" RIGID OR EMT	.650 - .890	100	
PCC075PG	3/4" RIGID OR EMT	.860 - 1.110	100	
PCC100PG	1" RIGID OR EMT	1.100 - 1.400	100	
PCC125GG	1-1/4" RIGID OR EMT	1.400 - 1.725	50	
PCC150PG	1-1/2" RIGID OR EMT	1.690 - 1.980	50	Confit
PCC200PG	2" RIGID OR EMT	1.980 - 2.576	50	
PCC250PG	2-1/2" RIGID OR EMT	2.576 - 3.060	25	
PCC300PG	3" RIGID OR EMT	3.060 - 3.625	25	
PCC350PG	3-1/2" RIGID OR EMT	3.626 - 4.126	25	
PCC400PG	4" RIGID OR EMT	4.126 - 4.626	25	



### Stainless Steel - Type 304SS

Catalog #	Conduit Size	Range (inches)	Std. Pkg.
C55SS	-	.050 - .550	100
C81SS	3/8" & 1/2" RIGID OR EMT	.250 - .840	100
C135SS	3/4" & 1" RIGID OR EMT	.850 - 1.350	100
C175SS	1" & 1-1/4" RIGID / 1-1/4" EMT	1.250 - 1.750	50
C205SS	1-1/4" & 1-1/2" RIGID / 1-1/2" EMT	1.550 - 2.050	50
C250SS	2" RIGID OR EMT	2.000 - 2.500	50
C300SS	2-1/2" RIGID OR EMT	2.500 - 3.000	50
C375SS	3" RIGID OR EMT	3.250 - 3.750	25
C425SS	3-1/2" RIGID OR EMT	3.750 - 4.250	25
C475SS	4" RIGID OR EMT	4.250 - 4.750	25



Many other strut items available, including:

**Cush-A-Clamps for Pipes, Copper or Steel Tubing**

**Porce-A-Clamps for Cable**

**Winged Fittings**

Please call us with all your strut fitting requirements

# Beam Clamps and U-Bolts

## Beam Clamps - Malleable Iron

Catalog #	Size	Std. Pkg.	Mfg.
620	1" (1/4-20)	25	Sepco
502	2" (3/8-16)	25	Confit
503	2-1/2" (1/2-13)	25	

### J Clamp

Catalog #	Size	Std. Pkg.	Mfg.
JC50	1/2"	25	Sepco
JC75	3/4"	25	
JC100	1"	10	

Larger Sizes Available

### Right Angle

Catalog #	Size	Std. Pkg.	Mfg.
RA050	1/2"	50	Confit
RA075	3/4"	50	
RA100	1"	50	
RA125	1-1/4"	25	
RA150	1-1/2"	25	
RA200	2"	25	
RA250	2-1/2"	10	
RA300	3"	10	
RA350	3-1/2"	10	
RA400	4"	10	

### Parallel Type

Catalog #	Size	Std. Pkg.	Mfg.
PAR50	1/2"	50	Sepco
PAR75	3/4"	50	
PAR100	1"	50	
PAR125	1-1/4"	25	
PAR150	1-1/2"	25	
PAR200	2"	25	
PAR250	2-1/2"	10	
PAR300	3"	10	
PAR350	3-1/2"	10	
PAR400	4"	10	

### Edge Type

Catalog #	Size	Std. Pkg.	Mfg.
ET50	1/2"	50	Sepco
ET75	3/4"	50	
ET100	1"	50	
ET125	1-1/4"	25	
ET150	1-1/2"	25	
ET200	2"	25	

## U-Bolts - Hot Dipped Galvanized

Catalog #	Size	Std. Pkg.	Mfg.
UB050HDG	1/2"	50	Confit
UB075HDG	3/4"	50	
UB100HDG	1"	50	
UB125HDG	1-1/4"	50	
UB150HDG	1-1/2"	50	
UB200HDG	2"	50	
UB250HDG	2-1/2"	25	
UB300HDG	3"	25	
UB400HDG	4"	25	



# Termination Lugs

## Copper Compression Lug - 1 Hole Short Barrel

Catalog #	Wire Size	Hole Size	Std. Pkg.
SAL6CT10	6 Str.	#10	
SAL6CT14	6 Str.	1/4"	1
SAL6CT38	6 Str.	3/8"	
SAL4CT14	4 Str.	1/4"	1
SAL4CT38		3/8"	
SAL2CT14		1/4"	
SAL2CT516	2 Str.	5/16"	1
SAL2CT38		3/8"	
SAL2CT12		1/2"	
SAL1CT14		1/4"	
SAL1CT516	1 Str.	5/16"	1
SAL1CT38		3/8"	
SAL25T516		5/16"	
SAL25T38	1/0 Str.	3/8"	1
SAL25T12		1/2"	
SAL26T38	2/0 Str.	3/8"	1
SAL26T12		1/2"	
SAL27T38	3/0 Str.	3/8"	1
SAL27T12		1/2"	
SAL28T38	4/0 Str.	3/8"	1
SAL28T12		1/2"	
SAL29T38	250 Mcm	3/8"	1
SAL29T12		1/2"	
SAL30T12	300 Mcm	1/2"	1
SAL31T12	350 Mcm	1/2"	1
SAL32T58	400 Mcm	5/8"	1
SAL34T58	500 Mcm	5/8"	1
SAL36T58	600 Mcm	5/8"	1
SAL39T58	750 Mcm	5/8"	1
SAL44T58	1000 Mcm	5/8"	1



## Copper Compression Lug - 1 Hole Long Barrel

Catalog #	Wire Size	Hole Size	Std. Pkg.
SA6C	6 Str.	1/4"	1
SA4C	4 Str.	1/4"	1
SA3C	3 Str.	5/16"	1
SA2C	2 Str.	5/16"	1
SA1C	1 Str.	5/16"	1
SA25	1/0 Str.	5/16"	1
SA26	2/0 Str.	3/8"	1
SA27	3/0 Str.	1/2"	1
SA28	4/0 Str.	1/2"	1
SA29	250 Mcm	1/2"	1
SA30	300 Mcm	1/2"	1
SA31	350 Mcm	1/2"	1
SA32	400 Mcm	1/2"	1
SA34	500 Mcm	1/2"	1
SA36	600 Mcm	1/2"	1
SA39	750 Mcm	1/2"	1
SA44	1000 Mcm	1/2"	1



## Termination Lugs / Sleeves

### Copper Compression Lug - 2 Hole Long Barrel

Catalog #	Wire Size	Hole Size	Std. Pkg.
SA6C-2N	6 Str.	1/2"	1
SA4C-2N	4 Str.	1/2"	1
SA3C-2N	3 Str.	1/2"	1
SA2C-2N	2 Str.	1/2"	1
SA1C-2N	1 Str.	1/2"	1
SA25-2N	1/0 Str.	1/2"	1
SA26-2N	2/0 Str.	1/2"	1
SA27-2N	3/0 Str.	1/2"	1
SA28-2N	4/0 Str.	1/2"	1
SA29-2N	250 Mcm	1/2"	1
SA30-2N	300 Mcm	1/2"	1
SA31-2N	350 Mcm	1/2"	1
SA32-2N	400 Mcm	1/2"	1
SA34-2N	500 Mcm	1/2"	1
SA36-2N	600 Mcm	1/2"	1
SA39-2N	750 Mcm	1/2"	1
SA44-2N	1000 Mcm	1/2"	1
SA45-2N	1250 Mcm	1/2"	1
SA46-2N	1500 Mcm	1/2"	1



### Copper Compression Sleeves

#### Long Barrel

#### Short Barrel

Catalog #	Catalog #	Wire Size	Std. Pkg.
SS6C	SSL6C	6 Str.	1
SS4C	SSL4C	4 Str.	1
SS2C	SSL2C	2 Str.	1
SS1C	SSL1C	1 Str.	1
SS25	SSL25	1/0 Str.	1
SS26	SSL26	2/0 Str.	1
SS27	SSL27	3/0 Str.	1
SS28	SSL28	4/0 Str.	1
SS29	SSL29	250 Mcm	1
SS30	SSL30	300 Mcm	1
SS31	SSL31	350 Mcm	1
SS32	SSL32	400 Mcm	1
SS34	SSL34	500 Mcm	1
SS36	SSL36	600 Mcm	1
SS39	SSL39	750 Mcm	1
SS44	SSL44	1000 Mcm	1



### Aluminum Compression Lug - 1 Hole Long Barrel

Catalog #	Wire Size	Hole Size	Std. Pkg.
SA26A1	2/0 Str.	1/2"	1
SA27A3	3/0 Str.	1/2"	1
SA28A3	4/0 Str.	1/2"	1
SA29A1	250 Mcm	1/2"	1
SA30A3	300 Mcm	1/2"	1
SA31A1	350 Mcm	1/2"	1
SA32A1	400 Mcm	5/8"	1
SA34A1	500 Mcm	5/8"	1
SA36A1	600 Mcm	5/8"	1
SA39A3	750 Mcm	5/8"	1
SA44A1	1000 Mcm	5/8"	1



# Termination Lugs / Sleeves / Pin Adapters

## Aluminum Compression Lug - 2 Hole Long Barrel

Catalog #	Wire Size	Hole Size	Std. Pkg.
SA26A3	2/0 Str.	1/2"	1
SA27A5	3/0 Str.	1/2"	1
SA28A5	4/0 Str.	1/2"	1
SA29A3	250 Mcm	1/2"	1
SA30A3	300 Mcm	1/2"	1
SA31A3	350 Mcm	1/2"	1
SA32A3	400 Mcm	1/2"	1
SA34A3	500 Mcm	1/2"	1
SA36A3	600 Mcm	1/2"	1
SA39A5	750 Mcm	1/2"	1
SA44A3	1000 Mcm	1/2"	1



## Aluminum Compression Sleeves

Catalog #	Wire Size	Std. Pkg.
SS26A1	2/0 Str.	1
SS27A1	3/0 Str.	1
SS28A1	4/0 Str.	1
SS29A1	250 Mcm	1
SS30A1	300 Mcm	1
SS31A1	350 Mcm	1
SS32A1	400 Mcm	1
SS34A1	500 Mcm	1
SS36A1	600 Mcm	1
SS39A1	750 Mcm	1
SS44A1	1000 Mcm	1



## Compression Pin Adapters

### Straight Pin

### Offset Pin

Catalog #	Catalog #	Wire Size	Std. Pkg.
SYP6		6 Str.	1
SYP4		4 Str.	1
SYP2		2 Str.	1
SYP1		1 Str.	1
SYP1/0	SYPO1/0	1/0 Str.	1
	SYPO2/0	2/0 Str.	1
	SYPO3/0	3/0 Str.	1
	SYPO4/0	4/0 Str.	1
SYP250	SYPO250	250 Mcm	1
	SYPO300	300 Mcm	1
SYP350	SYPO350	350 Mcm	1
	SYPO400	400 Mcm	1
SYP500	SYPO500	500 Mcm	1
	SYPO600	600 Mcm	1
SYP750	SYPO750	750 Mcm	1



To terminate both Copper & Aluminum Conductors for use with Mechanical Connectors

## Lay-In Grounding Lugs – Aluminum

Catalog #	Ground Wire Size	Std. Pkg.	Mfg.
GLA4	#4 - #14	100	Confit
GLA1/0	1/0 - #8	100	
GLA3/0	3/0 - #6	50	
GLA250	250 Mcm - #6	50	

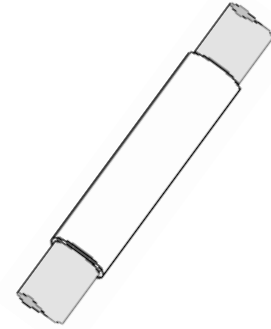




# Heat Shrink Products

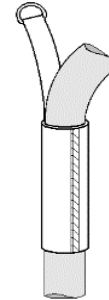
## 48" Long Heavy Wall Tubing with Adhesive

Catalog #	Range (Inches)	Std. Pkg.	Mfg.
AWCSM12/3-1200S	0.14 - 0.39	1	Cope Supply
AWCSM16/4-1200S	0.18 - 0.55	1	
AWCSM24/6-1200S	0.26 - 0.87	1	
AWCSM34/8-1200S	0.35 - 1.22	1	
AWCSM48/12-1200S	0.51 - 1.73	1	
AWCSM56/16-1200S	0.69 - 1.97	1	
AWCSM70/20-1200S	0.87 - 2.48	1	
AWCSM110/30-1200S	1.30 - 3.94	1	
AWCSM130/35-1200S	1.49 - 4.65	1	



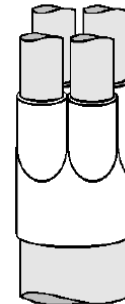
## Wraparound Cable Support Sleeves - 10" Length

Catalog #	Wire Range (Inches)	Std. Pkg.	Mfg.
WCSS170/35	0.35 - 1.70	1	Cope Supply
WCSS280/60	0.60 - 2.80	1	
WCSS360/100	1.00 - 3.60	1	
WCSS470/10	1.10 - 4.70	1	



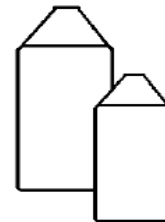
## Breakout Boots

Catalog #	Body Range (Inches)	Leg Range (Inches)	No. of Legs	Std. Pkg.	Mfg.
ACBR2-1A	.035 - 1.00	0.15 - 0.53	2	1	Cope Supply
ACBR2-2A	1.25 - 1.70	0.30 - 0.75	2	1	
ACBR2-3A	1.65 - 3.00	0.65 - 1.40	2	1	
ACBR3-1A	0.50 - 1.35	0.20 - 0.55	3	1	
ACBR3-2A	0.85 - 2.20	0.35 - 0.90	3	1	
ACBR3-3A	1.10 - 2.90	0.50 - 1.25	3	1	
ACBR3-4A	2.35 - 5.65	1.20 - 2.10	3	1	
ACBR4-1A	0.70 - 1.25	0.15 - 0.45	4	1	
ACBR4-2A	1.00 - 2.10	0.35 - 0.90	4	1	
ACBR4-3A	1.20 - 3.50	0.55 - 1.40	4	1	
ACBR4-4A	2.35 - 6.05	0.90 - 1.50	4	1	



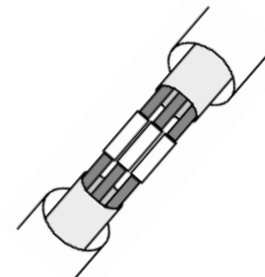
## End Caps

Catalog #	Range (Inches)	Std. Pkg.	Mfg.
AESC1A	0.15 - 0.30	1	Cope Supply
AESC2A	0.30 - 0.70	1	
AESC3A	0.65 - 1.25	1	
AESC4A	1.05 - 1.95	1	
AESC5A	1.30 - 2.65	1	
AESC6A	1.85 - 3.70	1	
AESC7A	2.95 - 4.50	1	



## Teck Cable Splice Kits - Aluminum/Copper

Catalog #	KV / and Number of Conductors	Wire Range (inches)	Std. Pkg.	Mfg.
TS14-4-4	1KV / 3 or 4	#14 - #4	1	Cope Supply
TS2-3/0-4	1KV / 3 or 4	#2 - 3/0	1	
TS4/0-400-4	1KV / 3 or 4	4/0 - 400 Mcm	1	
TS500-1000-4	1KV / 3 or 4	500 - 1000 Mcm	1	
TS5-3/0-400-3	5KV / 3 Cond.	3/0 - 400 Mcm	1	
TS5-3-2/0-3	5KV / 3 Cond.	#3 - 2/0	1	
TS5-500-1000-3	5KV / 3 Cond.	500 - 1000 Mcm	1	



# Power Blocks - Marathon Special Products

## Open Splicer & Distribution Power Distribution Blocks



Website Support - [www.marathonsp.com](http://www.marathonsp.com)

### General Information

Splicer/Distribution Open Style Power Blocks (NEMA) are designed for seamless load distribution. With flexible wire compliance, UL-listed voltage rating, and versatile mounting options, These blocks simplify installation. Explore our UL recognized, CSA certified, and RoHS compliant solutions.



































Covers available – see page 46

Blocks with “CH” suffix are complete with removeable cover

Amps	Poles (X)	Catalog # Substitute (x) for # of poles	Material		Line Side			Load Side			Feeder Circuit Compliant
			Insulator	Conn.	Wire Range	Connector Openings per Pole	Wire Range	Connector Openings per Pole			
115	1/2/3/4	<b>141x300</b>	Thermo-Plastic	AL	#2 - #14	1		#2 - #14	1		-
	1/2/3	<b>142x552</b>	Phenolic	AL	#2 - #14	1		#2 - #14	1		-
	1/2/3/4	<b>141x400</b>	Thermo-Plastic	AL	#2 - #14	1		#10 - #18	4		-
175	1/2/3	<b>142x572</b>	Phenolic	AL	2/0 - #14	1		2/0 - #14	1		-
	0/1/2/3	<b>132x572CH</b>	Thermo-Plastic	AL	2/0 - #14	1		2/0 - #14	1		-
	0/1/2/3	<b>152x572</b>	Thermo-Plastic	AL	2/0 - #14	1		2/0 - #14	1		Yes
	1/2/3	<b>152x972</b>	Thermo-Plastic	CU	2/0 - #14	1		2/0 - #14	1		Yes
	1/2/3	<b>142x570</b>	Phenolic	AL	2/0 - #14	1		#4 - #14	4		-
	0/1/2/3	<b>132x570CH</b>	Thermo-Plastic	AL	2/0 - #14	1		#4 - #14	4		-
	0/1/2/3	<b>152x570</b>	Thermo-Plastic	AL	2/0 - #14	1		#4 - #14	4		Yes



































# Power Blocks - Marathon Special Products

## Open Splicer & Distribution Power Distribution Blocks

Amps	Poles (X)	Catalog # Substitute (x) for # of poles	Material		Line Side			Load Side			Feeder Circuit Compliant
			Insulator	Conn.	Wire Range	Connector Openings per Pole	Wire Range	Connector Openings per Pole			
175	0/1/2/3	<b>132x580CH</b>	Thermo-Plastic	AL	2/0 - #14	1		#4 - #14	6		-
	2/3	<b>140x401</b>	Phenolic	AL	2/0 - #14	1		#4 - #14	6		-
	0/1/2/3	<b>152x970</b>	Thermo-Plastic	CU	2/0 - #14	1		#4 - #14	4		Yes
	1/2/3	<b>134x580</b>	Thermo-Plastic	AL	2/0 - #14	1		#4 - #14	6		Yes
	1/2/3	<b>132x587CH</b>	Thermo-Plastic	AL	2/0 - #14	1		#8 - #14 #4 - #14	6 2		-
200	1/2/3	<b>134x570</b>	Thermo-Plastic	AL	3/0 - #14	1		#2 - #14	4		Yes
	1/2/3	<b>134x572</b>	Thermo-Plastic	AL	3/0 - #14	1		3/0 - #14	1		Yes
	1/2/3	<b>134x548</b>	Thermo-Plastic	AL	3/0 - #14	1		#6 - #14 #2 - #14	6 2		Yes
255	1/2/3	<b>143x123</b>	Phenolic	AL	250 - #6	1		250 - #6	1		-
310	1/2/3	<b>143x126</b>	Phenolic	AL	350 - #6	1		350 - #6	1		-
	1/2/3	<b>134x582</b>	Thermo-Plastic	AL	350 - #6	1		350 - #6	1		Yes
	1/2/3	<b>133x554CH</b>	Thermo-Plastic	AL	350 - #6	1		2/0 - #14	2		-
	1/2/3	<b>134x554</b>	Thermo-Plastic	AL	350 - #6	1		2/0 - #14	2		Yes
	2/3	<b>140x404</b>	Phenolic	AL	350 - #6	1		#4 - #14	6		-
	1/2/3	<b>133x324CH</b>	Thermo-Plastic	AL	350 - #6	1		#8 - #14	24		-
335	1/2/3	<b>143x552</b>	Phenolic	AL	400 - #6	1		#2 - #14	4		-
	1/2/3	<b>143x553</b>	Phenolic	AL	400 - #6	1		#2 - #14	6		-



































# Power Blocks - Marathon Special Products

## Open Splicer & Distribution Power Distribution Blocks

Amps	Poles (X)	Catalog # Substitute (x) for # of poles	Material		Line Side			Load Side			Feeder Circuit Compliant
			Insulator	Conn.	Wire Range	Connector Openings per Pole	Wire Range	Connector Openings per Pole			
335	1/2/3	<b>134x553</b>	Thermo-Plastic	AL	400 - #6	1		#2 - #14	6		Yes
	1/2/3	<b>144x560</b>	Phenolic	AL	400 - #6	1		#2 - #14	8		-
350	1/2/3	<b>134x305</b>	Thermo-Plastic	AL	2/0 - #14	2		2/0 - #14	2		Yes
	1/2/3	<b>143x555</b>	Phenolic	AL	2/0 - #14	2		#4 - #14	6		-
	1/2/3	<b>133x555CH</b>	Thermo-Plastic	AL	2/0 - #14	2		#4 - #14	6		-
	1/2/3	<b>134x555</b>	Thermo-Plastic	AL	2/0-#14	2		#4 - #14	6		Yes
	1/2/3	<b>134x955</b>	Thermo-Plastic	CU	2/0 - #14	2		#4 - #14	6		Yes
380	1/2/3	<b>133x953CH</b>	Thermo-Plastic	CU	500 - #4	1		#2 - #14	6		-
	1/2/3	<b>134x953</b>	Thermo-Plastic	CU	500 - #4	1		#2 - #14	6		Yes
	1/2/3	<b>145x579</b>	Thermo-Plastic	AL	500 - #4	1		2/0 - #14	6		Yes
	1/2/3	<b>143x587</b>	Phenolic	AL	500 - #4	1		#2 - #14 350 - #6	3 1		-
	1/2/3	<b>133x587CH</b>	Thermo-Plastic	AL	500 - #4	1		#2 - #14 350 - #6	3 1		-
	1/2/3	<b>145x552</b>	Thermo-Plastic	AL	500 - #4	1		#2 - #14	12		Yes
420	1/2/3	<b>133x360CH</b>	Thermo-Plastic	AL	600 - #2	1		600 - #2	1		-
	1/2/3	<b>134x360</b>	Thermo-Plastic	AL	600 - #2	1		600 - #2	1		Yes
	1/2/3	<b>133x588CH</b>	Thermo-Plastic	AL	600 - #2	1		#2 - #14 1/0 - #14	6 3		-
	1/2/3	<b>134x588</b>	Thermo-Plastic	AL	600 - #2	1		#2 - #14 1/0 - #14	6 3		Yes

# Power Blocks - Marathon Special Products

## Open Splicer & Distribution Power Distribution Blocks

Amps	Poles (X)	Catalog # Substitute (x) for # of poles	Material		Line Side			Load Side			Feeder Circuit Compliant
			Insulator	Conn.	Wire Range	Connector Openings per Pole	Wire Range	Connector Openings per Pole			
420	1/2/3	<b>133x595CH</b>	Thermo-Plastic	AL	600 - #2	1		#4 - #14	12		-
	1/2/3	<b>134x595</b>	Thermo-Plastic	AL	600 - #2	1		#4 - #14	12		Yes
	1/2/3	<b>133x585CH</b>	Thermo-Plastic	AL	600 - #2	1		#2 - #14	8		-
	1/2/3	<b>134x585</b>	Thermo-Plastic	AL	600 - #2	1		#2 - #14	8		Yes
	1/2/3	<b>133x575CH</b>	Thermo-Plastic	AL	600 - #2	1		2/0 - #14	4		-
	1/2/3	<b>133x565CH</b>	Thermo-Plastic	AL	600 - #2	1		250 - #6	2		-
	1/2/3	<b>134x516</b>	Thermo-Plastic	AL	600 - #2	1		2/0 - #14	6		Yes
	1/2/3	<b>135x601CH</b>	Thermo-Plastic	AL	600 - #2	1		#6 - #14	24		Yes
475	1/2/3	<b>135x701CH</b>	Thermo-Plastic	AL	750 - 1/0	1		750 - 1/0	1		Yes
510	1/2/3	<b>133x320CH</b>	Thermo-Plastic	AL	250 - #6	2		250 - 1/0	2		-
	1/2/3	<b>133x596CH</b>	Thermo-Plastic	AL	250 - #6	2		#4 - #14	12		-
	1/2/3	<b>134x596</b>	Thermo-Plastic	AL	250 - #6	2		#4 - #14	12		Yes
	1/2/3	<b>133x597CH</b>	Thermo-Plastic	AL	250 - #6	2		#2 - #14	8		-
	1/2/3	<b>134x597</b>	Thermo-Plastic	AL	250 - #6	2		#2 - #14	8		Yes
620	1/2/3	<b>145x129</b>	Thermo-Plastic	AL	350 - #4	2		350 - #4	2		Yes
	1/2/3	<b>134x350</b>	Thermo-Plastic	AL	350 - #6	2		350 - #6	2		Yes
	1/2/3	<b>134x526</b>	Thermo-Plastic	AL	350 - #6	2		2/0 - #14	6		Yes

# Power Blocks - Marathon Special Products

## Open Splicer & Distribution Power Distribution Blocks

Amps	Poles (X)	Catalog # Substitute (x) for # of poles	Material		Line Side			Load Side			Feeder Circuit Compliant
			Insulator	Conn.	Wire Range	Connector Openings per Pole	Wire Range	Connector Openings per Pole			
620	1	<b>1331348CH</b>	Thermo-Plastic	AL	350 - #4	2		#8 - #14	48		-
760	1/2/3	<b>145x301</b>	Thermo-Plastic	AL	500 - #4	2		500 - #4	2		Yes
	1/2/3	<b>145x592</b>	Thermo-Plastic	AL	500 - #4	2		#4 - #14	12		Yes
	1/2/3	<b>145x586</b>	Thermo-Plastic	AL	500 - #6	2		2/0 - #14	8		Yes
	1/2/3	<b>145x992</b>	Thermo-Plastic	CU	500 - #4	2		#2 - #14	12		Yes
	1/2/3	<b>145x408</b>	Thermo-Plastic	AL	500 - #6	2		#2 - #14	12		Yes
840	1/2/3	<b>145x411</b>	Thermo-Plastic	AL	600 - #2	2		3/0 - #6 #4 - #14	4 4		Yes
950	1/2/3	<b>135x605CH</b>	Thermo-Plastic	AL	600 - #2	2		350 - #6	4		Yes
	1/2/3	<b>135x702CH</b>	Thermo-Plastic	AL	750 - 1/0	2		750 - 1/0	2		Yes
	1/2/3	<b>135x703CH</b>	Thermo-Plastic	AL	750 - 1/0	2		250 - #6	6		Yes
	1/2/3	<b>135x704CH</b>	Thermo-Plastic	AL	750 - 1/0	2		2/0 - #14	10		Yes
	1/2/3	<b>135x705CH</b>	Thermo-Plastic	AL	750 - 1/0	2		#2 - #14 250 - #6	12 3		Yes
	1/2/3	<b>135x706CH</b>	Thermo-Plastic	AL	750 - 1/0	2		#2 - #14 250 - #6	4 5		Yes
	1/2/3	<b>135x707CH</b>	Thermo-Plastic	AL	750 - 1/0	2		#2 - #14 3/0 - #6	12 4		Yes
	1/2/3	<b>135x708CH</b>	Thermo-Plastic	AL	750 - 1/0	2		3/0 - #6	8		Yes
2280	1	<b>1453401*</b> see note below	Thermo-Plastic	AL	500 - #4	6		2/0 - #14	18		-

\* Special 1 pole power block with the dimensions of a 3 pole 145 series block

# Power Blocks - Marathon Special Products

## Enclosed Splicer & Distribution Power Distribution Blocks



Website Support - [www.marathonsp.com](http://www.marathonsp.com)

### General Information

Ranging from 115 to 760 amps and accommodating 1000V AC/DC, this versatile solution ensures seamless distribution.

Designed for flexible stranded wires and multiple wire ratings, it simplifies complex setups.

EPB's are safe and efficient mounting options, with UL, CSA, CE, and RoHS compliance.

Amps	Catalog #	Mounting Style	Max SCCR	Conn. Material	Line Side		Load Side		Feeder Circuit Compliant		
					Wire Range	Connector Openings	Wire Range	Connector Openings			
115	EPBAD24	Both DIN / Panel	65,000	AL	#2 - #14	1		#10 - #18	4		Yes
200	EPBAP42	Panel	100,000	AL	3/0 - #14	1		3/0 - #14	1		Yes
	EPBAD45	DIN	100,000	AL	3/0 - #14	1		#2 - #14	4		Yes
	EPBAP48	Panel	100,000	AL	3/0 - #14	1		#6 - #14 #2 - #14	6 2		Yes
	EPBAD48	DIN	100,000	AL	3/0 - #14	1		#6 - #14 #2 - #14	6 2		Yes
335	EPBAD74	DIN	10,000	AL	400 - #6 3/0 - #14	1 1		#2 - #14	8		Yes
	EPBCD74	DIN	10,000	CU	400 - #6 3/0 - #14	1 1		#2 - #14	8		Yes
	EPBCP74	Panel	100,000	CU	400 - #6 3/0 - #14	1 1		#2 - #14	8		Yes
510	EPBAD71	DIN	10,000	AL	250 - #6	2		250 - #6	2		Yes
	EPBCD71	DIN	10,000	CU	250 - #6	2		250 - #6	2		Yes
760	EPBAP81	Panel	100,000	Al	500 - #4	2		500 - #4	2		Yes
	EPBAP84	Panel	100,000	Al	500 - #4	2		2/0 - #14	8		Yes
	EPBCP84	Panel	100,000	Cu	500 - #4	2		2/0 - #14	8		Yes
	EPBAP86	Panel	100,000	al	500 - #4	2		#4 - #14	12		Yes

# Power Blocks - Marathon Special Products

## Bulk Fastening Power Distribution Blocks



Website Support - [www.marathonsp.com](http://www.marathonsp.com)

### General Information

Bulk Fastening Power Blocks are the ultimate solution for robust electrical connections. Count on these blocks for reliable termination of flexible stranded wire classes with crimp lugs, or to distribute power using flexible bus bars.

Catalog Number	Stud Positions	Stud Size	Cover Part Number
BFPB-50-2-2	2	1/2"	CC-BFPB-2-2
BFPB-50-2-3	3		CC-BFPB-2-3
BFPB-50-2-4	4		CC-BFPB-2-4
BFPB-50-2-5	5		CC-BFPB-2-5
BFPB-50-2-6	6		CC-BFPB-2-6
BFPB-37-1-3	3	3/8"	CC-BFPB-1-3
BFPB-37-1-4	4		CC-BFPB-1-4
BFPB-37-1-5	5		CC-BFPB-1-5
BFPB-37-1-6	6		CC-BFPB-1-6

## Power Distribution Blocks - Miscellaneous Configurations




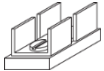


Website Support - [www.marathonsp.com](http://www.marathonsp.com)

### General Information

Our Miscellaneous Stud Power Blocks offer reliable electrical connections with a wide range of features. With a voltage rating of 600V AC/DC and a current capacity ranging from 115 to 200 amps, These connectors are versatile and ideal for various applications.

Covers available – see page 46

Blocks with "CH" suffix are complete with removable hinged cover

Amps	Poles (X)	Catalog # Substitute (x) for # of poles	Material		Line Side			Load Side		
			Insulator	Conn.	Wire Range	Connector Openings per Pole	Wire Range	Connector Openings per Pole		
115	1/2/3/4	141x202	Thermo-Plastic	AL	#2 - #14	1		1/4 Quick Connects	4	
200	1/2/3	142x123	Phenolic	CU	1/4-20 Screw	1		1/4-20 Screw	1	

# Power Blocks - Marathon Special Products

## Stud Power Distribution Blocks















Website Support - [www.marathonsp.com](http://www.marathonsp.com)

### General Information

Stud Power Blocks are an electrical component designed to facilitate secure and organized connections in power distribution systems. They feature threaded studs or terminals that allow for easy attachment of electrical wires or cables.

Covers available – see below

Blocks with “CH” suffix are complete with removable hinged cover

Amps	Poles (X)	Catalog # Substitute (x) for # of poles	Material		Line Side			Load Side		
			Insulator	Conn.	Wire Range	Connector Openings per Pole	Wire Range	Connector Openings per Pole		
115	1/2/3/4	<b>141x203</b>	Thermo-Plastic	AL	#2 - #14	1		#10-32 x .60	1	
175	0/1/2/3	<b>132x574CH</b>	Thermo-Plastic	AL	2/0 - #14	1		1/4-20 x .50	1	
200	0/1/2/3	<b>132x122CH</b>	Thermo-Plastic	CU	1/4-20 x .56	1		1/4-20 x .56	1	
	1/2/3	<b>142x122</b>	Phenolic	CU	1/4-20 x .56	1		1/4-20 x .56	1	
230	1/2/3	<b>143x561</b>	Phenolic	CU	3/8-16 x 1.18	1		1/4-20 x 1.38	1	
310	1/2/3	<b>133x563CH</b>	Thermo-Plastic	CU	3/8-16 x 1.18	1		3/8-16 x 1.18	1	

## Power Block Covers

Series	Type	Catalog # Substitute (X) for # of poles	Poles	Figure #
132	SNAP-ON	<b>CH132x</b>	1/2/3	5
133	SNAP-ON	<b>CH133x</b>	1/2/3	5
134	SNAP-ON	<b>CH134x</b>	1/3 *	5
135	SNAP-ON	<b>CH1351</b>	1 *	5
140	SCREW-ON	<b>CC140x</b>	2/3	1
141	SNAP-ON	<b>CC141x</b>	1/2/3/4	3
142	SCREW-ON	<b>CC142x</b>	1/2/3	1

Series	Type	Catalog # Substitute (X) for # of poles	Poles	Figure #
143	SCREW-ON	<b>CC143x</b>	1/2/3	1
144	SCREW-ON	<b>CC144x</b>	1/2/3	1
145	SNAP-ON	<b>CC145x</b>	1/2/3	2
152	SNAP-ON	<b>CH132x</b>	1/3 *	5
HVPB1	SNAP-ON	<b>CH1331</b>	1 *	5
HVBP2	SNAP-ON	<b>CH1332</b>	1 *	5
BFPB	SCREW-ON	<b>CC-BFPB-X-X</b>	1	4

\*Single pole covers for these series cover 1 & 2 pole power blocks, as the poles are modular to take one cover per pole

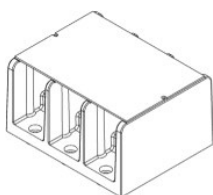


FIGURE 1

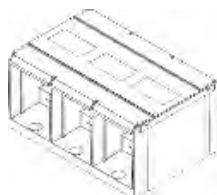


FIGURE 2



FIGURE 3

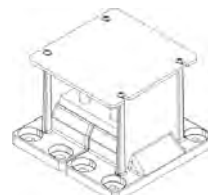


FIGURE 4

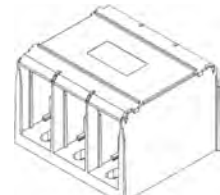



FIGURE 5

# Heavy Duty Terminal Blocks - Marathon Special Products

## 1500 Series (Barrier Type) – 5/8” line-to-line spacing

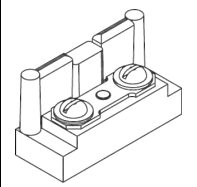
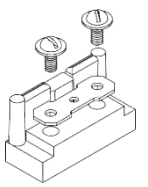
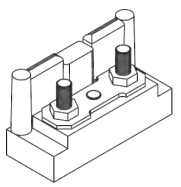
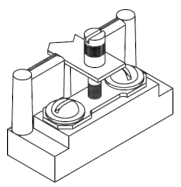
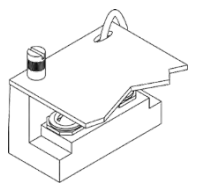
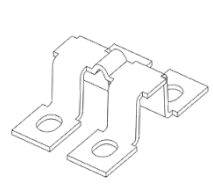


**Specifications**

- 75 amps
- 600 volts AC/DC
- Base, phenolic, 150°C (UL RTI)
- Screws, #10-32 phil-slot, brass, nickel plated
- Connector, brass, nickel plated
- 5/8" (.625") line-to-line spacing
- Bare wire range #10-22 AWG CU
- Accepts lugs w/max width of .50"

**Standards**

- UL recognized file no. XCFR2.E62806
- CSA certified file no. LR19766
- CE (Component IEC 60947-7-1)
- RoHS compliant

						
Poles	Standard connector with serrations for anti-rotation	Removable connector with brass insert	10-32 stud, removable connector	Short circuit bar with brass insert, 4 shorting pins per block	Standard connector with hinge cover	Multiple circuit jumper
2	1502STD	1502DJ	1502ST	1502SC	1502H	1502MCJ
4	1504STD	1504DJ	1504ST	1504SC	1504H	1504MCJ
6	1506STD	1506DJ	1506ST	1506SC	1506H	1506MCJ
8	1508STD	1508DJ	1508ST	1508SC	1508H	1508MCJ
12	1512STD	1512DJ	1512ST	1512SC	1512H	1512MCJ

<p>Clear Cover Catalog # Substitute (xx) for # of poles CC15xx</p>	<p>White Cover Catalog # Substitute (xx) for # of poles CW15xx</p>
--	--

# Heavy Duty Terminal Blocks - Marathon Special Products

## 1600 Series (Barrier Type) – 21/32” line-to-line spacing

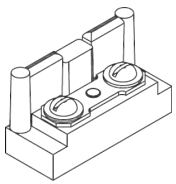
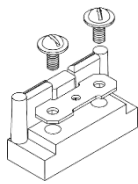
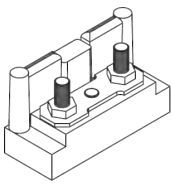
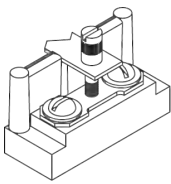
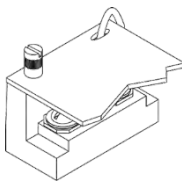
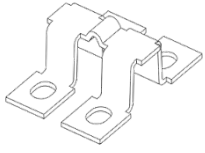


### Specifications

- 75 amps
- 600 volts AC/DC
- Base, phenolic, 150°C (UL RTI)
- Screws, #10-32 phil-slot, brass, nickel plated
- Connector, brass, nickel plated
- 21/32" (.656") line-to-line spacing
- Bare wire range #10-22 AWG CU
- Accepts lugs w/max width of .50"

### Standards

- UL recognized file no. XCFR2.E62806
- CSA certified file no. LR19766
- CE (Component IEC 60947-7-1)
- RoHS compliant

						
Poles	Standard connector with serrations for anti-rotation	Removable connector with brass insert	10-32 stud, removable connector	Short circuit bar with brass insert, 4 shorting pins per block	Standard connector with hinge cover	Multiple circuit jumper
2	1602STD	1602DJ	1602ST	1602SC	1602H	1602MCJ
4	1604STD	1604DJ	1604ST	1604SC	1604H	1604MCJ
6	1606STD	1606DJ	1606ST	1606SC	1606H	1606MCJ
8	1608STD	1608DJ	1608ST	1608SC	1608H	1608MCJ
12	1612STD	1612DJ	1612ST	1612SC	1612H	1612MCJ

Clear Cover Catalog # Substitute (xx) for # of poles	White Cover Catalog # Substitute (xx) for # of poles
CC16xx	CW16xx

# Dead Front Terminal Blocks - Marathon Special Products

## 885 RZ Series



### Specifications

- 85 amps
- 600 volts AC/DC
- Base, thermoplastic, 130°C (UL RTI)
- Available in 1 to 12 terminal positions
- UL and cUL recognized component
- .432" centerline spacing
- 16 in lbs force
- Numbered terminal positions
- Accommodates conductor sizes #4 - #18 AWG

## 985 GP Series



### Specifications

- 85 amps
- 600 volts AC/DC
- Base, phenolic, 150°C (UL RTI)
- Screws, steel, tin plated
- Connector, aluminum, tin plated
- Wire Range:
  - (1) #4 - #18 AWG
  - (1-2) #8 AWG
  - (1-4) #10-12 AWG
  - (1-6) #14-16 AWG
  - (1-8) #18
- .625" centerline spacing

### Standards

- UL recognized file no. XCFR2.E62806
- CSA certified file no. LR19766
- CE (Component IEC 60947-7-1)
- RoHS compliant

Poles	Catalog Number	
	885 RZ Series	985 GP Series
1	885RZ01	985GP01
2	885RZ02	985GP02
3	885RZ03	985GP03
4	885RZ04	985GP04
5	885RZ05	985GP05
6	885RZ06	985GP06
7	885RZ07	985GP07
8	885RZ08	985GP08
9	885RZ09	985GP09
10	885RZ10	985GP10
11	885RZ11	985GP11
12	885RZ12	985GP12

# Double Row Terminal Blocks - Marathon Special Products

## 670A RZ Series



### Specifications

- 20 amps
- 150V Class C, 300V Class B
- Base, thermoplastic 130°C
- Screws, steel, #6-32 phil-slot
- Terminals, plated brass
- Closed back
- 1-30 poles at 3/8" centres
- Accepts lugs with max width of .31"
- Bare Wire Range #12- #22 AWG

## 671 RZ Series



### Specifications

- 30 amps
- 150V Class C, 300V Class B
- Base, thermoplastic 125°C
- Screws, steel, #6-32 phil-slot
- Terminals, plated brass
- Closed back
- 1-30 poles at 7/16" centres
- Accepts lugs with max width of .33"
- Bare Wire Range #14 - #22 AWG

## 672 RZ Series



### Specifications

- 30 amps
- 600V Class B/C
- Base, thermoplastic 125°C
- Screws, steel, #8-32 phil-slot
- Terminals, plated brass
- Closed back
- 1-24 poles at 9/16" centres
- Accepts lugs with max width of .41"
- Bare Wire Range #12 - #14 AWG

Poles	Catalog Number		
	670A RZ Series	671 RZ Series	672 RZ Series
1	670ARZ01	671RZ01	672RZ01
2	670ARZ02	671RZ02	672RZ02
3	670ARZ03	671RZ03	672RZ03
4	670ARZ04	671RZ04	672RZ04
5	670ARZ05	671RZ05	672RZ05
6	670ARZ06	671RZ06	672RZ06
7	670ARZ07	671RZ07	672RZ07
8	670ARZ08	671RZ08	672RZ08
9	670ARZ09	671RZ09	672RZ09
10	670ARZ10	671RZ10	672RZ10
11	670ARZ11	671RZ11	672RZ11
12	670ARZ12	671RZ12	672RZ12
13	670ARZ13	671RZ13	672RZ13
14	670ARZ14	671RZ14	672RZ14
15	670ARZ15	671RZ15	672RZ15
16	670ARZ16	671RZ16	672RZ16
17	670ARZ17	671RZ17	672RZ17
18	670ARZ18	671RZ18	672RZ18
19	670ARZ19	671RZ19	672RZ19
20	670ARZ20	671RZ20	672RZ20
21	670ARZ21	671RZ21	672RZ21
22	670ARZ22	671RZ22	672RZ22
23	670ARZ23	671RZ23	672RZ23
24	670ARZ24	671RZ24	672RZ24
25	670ARZ25	671RZ25	-
26	670ARZ26	671RZ26	-
27	670ARZ27	671RZ27	-
28	670ARZ28	671RZ28	-
29	670ARZ29	671RZ29	-
30	670ARZ30	671RZ30	-

# Stainless Steel – Gibson Stainless & Specialty Inc

## Conduit

### Type 304SS

### Type 316SS

Catalog #	Catalog #	Size	Std. Length
CND50-304	CND50-316	1/2"	10 FEET
CND75-304	CND75-316	3/4"	10 FEET
CND100-304	CND100-316	1"	10 FEET
CND125-304	CND125-316	1-1/4"	10 FEET
CND150-304	CND150-316	1-1/2"	10 FEET
CND200-304	CND200-316	2"	10 FEET
CND250-304	CND250-316	2-1/2"	10 FEET
CND300-304	CND300-316	3"	10 FEET
CND350-304	CND350-316	3-1/2"	10 FEET
CND400-304	CND400-316	4"	10 FEET

Note: standard freight terms do not apply



## Conduit Couplings

### Type 304SS

### Type 316SS

Catalog #	Catalog #	Size	Std. Pkg,
CPL50-304	CPL50-316	1/2"	1
CPL75-304	CPL75-316	3/4"	1
CPL100-304	CPL100-316	1"	1
CPL125-304	CPL125-316	1-1/4"	1
CPL150-304	CPL150-316	1-1/2"	1
CPL200-304	CPL200-316	2"	1
CPL250-304	CPL250-316	2-1/2"	1
CPL300-304	CPL300-316	3"	1
CPL350-304	CPL350-316	3-1/2"	1
CPL400-304	CPL400-316	4"	1



## Conduit Elbows – 90°

### Type 304SS

### Type 316SS

Catalog #	Catalog #	Size	Std. Pkg,
ELB50-304	ELB50-316	1/2"	1
ELB75-304	ELB75-316	3/4"	1
ELB100-304	ELB100-316	1"	1
ELB125-304	ELB125-316	1-1/4"	1
ELB150-304	ELB150-316	1-1/2"	1
ELB200-304	ELB200-316	2"	1
ELB250-304	ELB250-316	2-1/2"	1
ELB300-304	ELB300-316	3"	1
ELB350-304	ELB350-316	3-1/2"	1
ELB400-304	ELB400-316	4"	1



## Conduit Elbows – 45°

### Type 304SS

### Type 316SS

Catalog #	Catalog #	Size	Std. Pkg,
ELB50-45-304	ELB50-45-316	1/2"	1
ELB75-45-304	ELB75-45-316	3/4"	1
ELB100-45-304	ELB100-45-316	1"	1
ELB125-45-304	ELB125-45-316	1-1/4"	1
ELB150-45-304	ELB150-45-316	1-1/2"	1
ELB200-45-304	ELB200-45-316	2"	1
ELB250-45-304	ELB250-45-316	2-1/2"	1
ELB300-45-304	ELB300-45-316	3"	1
ELB350-45-304	ELB350-45-316	3-1/2"	1
ELB400-45-304	ELB400-45-316	4"	1



# Stainless Steel – Gibson Stainless & Specialty Inc

## Conduit Nipples

### Type 304SS

### Type 316SS

Catalog #	Catalog #	Size	Std. Pkg.
NIP50X*-304	NIP50X*-316	1/2"	1
NIP75X*-304	NIP75X*-316	3/4"	1
NIP100X*-304	NIP100X*-316	1"	1
NIP125X*-304	NIP125X*-316	1-1/4"	1
NIP150X*-304	NIP150X*-316	1-1/2"	1
NIP200X*-304	NIP200X*-316	2"	1



Replace \* with Required Length

## Conduit Bodies c/w Cover & Gasket - Type 316SS

<b>LB</b>	<b>LL</b>	<b>LR</b>	Size	Std. Pkg.
Catalog #			Size	Std. Pkg.
7050LB	7050LL	7050LR	1/2"	1
7075LB	7075LL	7075LR	3/4"	1
7100LB	7100LL	7100LR	1"	1
7125LB			1-1/4"	1
7150LB	7150LL	7150LR	1-1/2"	1
7200LB	7200LL	7200LR	2"	1
7250LB			2-1/2"	1
7300LB			3"	1
7400LB			4"	1



<b>C</b>	<b>T</b>	<b>TB</b>	<b>X</b>	Size	Std. Pkg.
Catalog #				Size	Std. Pkg.
7050C	7050T	7050TB		1/2"	1
7075C	7075T	7075TB	7075X	3/4"	1
7100C	7100T	7100TB	7100X	1"	1
	7125T	7125TB		1-1/4"	1
7150C	7150T	7150TB		1-1/2"	1
7200C	7200T	7200TB		2"	1
	7250T			2-1/2"	1
	7300T			3"	1
	7400T			4"	1



## Hubs - Type 316SS

<b>Standard</b>	<b>Grounding</b>	Size	Std. Pkg.
Catalog #	Catalog #	Size	Std. Pkg.
7050HUB	7050G-HUB	1/2"	1
7075HUB	7075G-HUB	3/4"	1
7100HUB	7100G-HUB	1"	1
7125HUB	7125G-HUB	1-1/4"	1
7150HUB	7150G-HUB	1-1/2"	1
7200HUB	7200G-HUB	2"	1
7250HUB	7250G-HUB	2-1/2"	1
7300HUB	7300G-HUB	3"	1
7400HUB	7400G-HUB	4"	1



# Stainless Steel – Gibson Stainless & Specialty Inc

## Conduit Straps - Type 316SS

<b>One Hole</b>	<b>Two Hole</b>		
Catalog #	Catalog #	Size	Std. Pkg.
	3038-2	3/8"	1
3050	3050-2	1/2"	1
3075	3075-2	3/4"	1
3100	3100-2	1"	1
3125	3125-2	1-1/4"	1
3150	3150-2	1-1/2"	1
3200	3200-2	2"	1
3250	3250-2	2-1/2"	1
3300	3300-2	3"	1
3350	3350-2	3-1/2"	1
3400	3400-2	4"	1



## Clamp Backs - Type 316SS

Catalog #	Size	Std. Pkg.
CBS3050	1/2"	1
CBS3075	3/4"	1
CBS3100	1"	1
CBS3125	1-1/4"	1
CBS3150	1-1/2"	1
CBS3200	2"	1
CBS3250	2-1/2"	1
CBS3300	3"	1
CBS3350	3-1/2"	1
CBS3400	4"	1



## Conduit Caps - Type 316SS

Catalog #	Size	Std. Pkg.
CAP50	1/2"	1
CAP75	3/4"	1
CAP100	1"	1
CAP125	1-1/4"	1
CAP150	1-1/2"	1
CAP200	2"	1
CAP250	2-1/2"	1
CAP300	3"	1
CAP400	4"	1



## Floor Flanges - Type 316SS

Catalog #	Size	Std. Pkg.
FF50	1/2"	1
FF75	3/4"	1
FF100	1"	1
FF125	1-1/4"	1
FF150	1-1/2"	1
FF200	2"	1



## Pulling Elbows - Type 316SS

Catalog #	Size	Std. Pkg.
PE50	1/2"	1
PE75	3/4"	1
PE100	1"	1
PE150	1-1/2"	1
PE200	2"	1



# Stainless Steel – Gibson Stainless & Specialty Inc

## Three Piece Couplings - Type 316SS

Catalog #	Size	Std. Pkg.
TPC50	1/2"	1
TPC75	3/4"	1
TPC100	1"	1
TPC125	1-1/4"	1
TPC150	1-1/2"	1
TPC200	2"	1



## Chase Nipples - Type 316SS

Catalog #	Size	Std. Pkg.
CHASE50	1/2"	1
CHASE75	3/4"	1
CHASE100	1"	1
CHASE125	1-1/4"	1
CHASE150	1-1/2"	1
CHASE200	2"	1
CHASE250	2-1/2"	1
CHASE300	3"	1
CHASE400	4"	1



## Locknuts - Type 316SS

<b>Standard</b>	<b>Grounding</b>	Size	Std. Pkg.
Catalog #	Catalog #		
8050	8050G	1/2"	1
8075	8075G	3/4"	1
8100	8100G	1"	1
8125	8125G	1-1/4"	1
8150	8150G	1-1/2"	1
8200	8200G	2"	1
8250	8250G	2-1/2"	1
8300	8300G	3"	1
8400	8400G	4"	1



## Device Boxes - Type 316SS

Catalog #	Gang	Type	Size	Std. Pkg.
FD75		Dead End	3/4"	1
FDA75		Back Entry	3/4"	1
FDC75		Pull Thru	3/4"	1
FDS75	Single	2 Entry on Same Side	3/4"	1
FDCT75		T Pattern	3/4"	1
FDX75		X Pattern	3/4"	1
FDDC75	Double	Pull Thru	3/4"	1
FDDX75		X Pattern	3/4"	1



## Device Box Covers - Type 316SS

Catalog #	Gang	Type	Std. pkg.
7000BC		Blank (Cast)	1
7000BF		Blank (Formed)	1
7000RF	Single	Duplex Receptacle (Formed)	1
7000SF		Switch (Formed)	1
7000GFCI		GFCI (Formed)	1
7000BC2	Double	Blank (Cast)	1
7000BF2		Blank (Formed)	1



# Stainless Steel – Gibson Stainless & Specialty Inc

## Conduit Hangers - Type 316SS

Catalog #	Size	Std. Pkg.
6050	1/2"	1
6075	3/4"	1
6100	1"	1
6125	1-1/4"	1
6150	1-1/2"	1
6200	2"	1
6250	2-1/2"	1
6300	3"	1
6400	4"	1



## Beam Clamps - Type 316SS

### 2000 Series

Catalog #	Size	Std. Pkg.
2001	1/4"	1
2003	3/8"	1
2004	1/2"	1



### 2100 Series

Catalog #	Size	Std. Pkg.
2103	3/8"	1
2104	1/2"	1



### Junior Top

Catalog #	Size	Std. Pkg.
JTB375	3/8"	1
JTB500	1/2"	1



### Right Angle

Catalog #	Size	Std. Pkg.
1050	1/2"	1
1075	3/4"	1
1100	1"	1
1125	1-1/4"	1
1150	1-1/2"	1
1200	2"	1
1250	2-1/2"	1
1300	3"	1
1350	3-1/2"	1
1400	4"	1
1600	6"	1



### Parallel

Catalog #	Size	Std. Pkg.
4075	3/4"	1
4100	1"	1



## Sealtite Connectors - Type 316SS

### Straight

### 90 Degree

### 45 Degree


	Catalog #	Size	Std. Pkg.	
LTC50SS	LTC9050SS	LTC4550SS	1/2"	1
LTC75SS	LTC9075SS	LTC4575SS	3/4"	1
LTC100SS	LTC90100SS	LTC45100SS	1"	1
LTC125SS	LTC90125SS	LTC45125SS	1-1/4"	1
LTC150SS	LTC90150SS	LTC45150SS	1-1/2"	1
LTC200SS	LTC90200SS	LTC45200SS	2"	1



# Stainless Steel – Gibson Stainless & Specialty Inc

## Threaded Plugs - Type 316SS

<b>Hex Head</b>	<b>Socket</b>		
Catalog #	Catalog #	Size	Std. Pkg.
	7025SP	1/4"	1
7038P	7038SP	3/8"	1
7050P	7050SP	1/2"	1
7075P	7075SP	3/4"	1
7100P	7100SP	1"	1
7125P	7125SP	1-1/4"	1
7150P	7150SP	1-1/2"	1
7200P	7200SP	2"	1
7250P		2-1/2"	1
7300P		3"	1
7400P		4"	1



Hex Head



Socket

## Threaded Reducing Bushings - Type 316SS

<b>Hex Head</b>	<b>Face (Flush)</b>		
Catalog #	Catalog #	Size	Std. Pkg.
7500-RB50X25		1/2" X 1/4"	1
7500-RB50X38		1/2" X 3/8"	1
7500-RB75X25		3/4" X 1/4"	1
7500-RB75X38		3/4" X 3/8"	1
7500-RB75X50	7500-FB75X50	3/4" X 1/2"	1
7500-RB100X38		1" X 3/8"	1
7500-RB100X50	7500-FB100X50	1" X 1/2"	1
7500-RB100X75	7500-FB100X75	1" X 3/4"	1
7500-RB125X50	7500-FB125X50	1-1/4" X 1/2"	1
7500-RB125X75	7500-FB125X75	1-1/4" X 3/4"	1
7500-RB125X100	7500-FB125X100	1-1/4" X 1"	1
7500-RB150X50	7500-FB150X50	1-1/2" X 1/2"	1
7500-RB150X75	7500-FB150X75	1-1/2" X 3/4"	1
7500-RB150X100	7500-FB150X100	1-1/2" X 1"	1
7500-RB150X125	7500-FB150X125	1-1/2" X 1-1/4"	1
7500-RB200X50	7500-FB200X50	2" X 1/2"	1
7500-RB200X75	7500-FB200X75	2" X 3/4"	1
7500-RB200X100	7500-FB200X100	2" X 1"	1
7500-RB200X125	7500-FB200X125	2" X 1-1/4"	1
7500-RB200X150	7500-FB200X150	2" X 1-1/2"	1
7500-RB250X50		2-1/2" X 1/2"	1
7500-RB250X75		2-1/2" X 3/4"	1
7500-RB250X100		2-1/2" X 1"	1
7500-RB250X125		2-1/2" X 1-1/4"	1
7500-RB250X150		2-1/2" X 1-1/2"	1
7500-RB250X200		2-1/2" X 2"	1
7500-RB300X100		3" X 1"	1
7500-RB300X125		3" X 1-1/4"	1
7500-RB300X150		3" X 1-1/2"	1
7500-RB300X200		3" X 2"	1
7500-RB300X250		3" X 2-1/2"	1
7500-RB400X125		4" X 1-1/4"	1
7500-RB400X150		4" X 1-1/2"	1
7500-RB400X200		4" X 2"	1
7500-RB400X250		4" X 2-1/2"	1
7500-RB400X300		4" X 3"	1



Hex Head



Face (Flush)

# Stainless Steel – Gibson Stainless & Specialty Inc

## Hazardous Location EYS Fittings - Type 316SS

Catalog #	Size	Std. Pkg.
EYS75	3/4"	1
EYS100	1"	1



## Hazardous Location Junction Boxes - Type 316SS

Catalog #	Configuration	Hub Size	Std. Pkg.
GUAC75SS	C	3/4"	1
GUAC100SS	C	1"	1
GUAT75SS	T	3/4"	1
GUAT100SS	T	1"	1
GUAX75SS	X	3/4"	1
GUAX100SS	X	1"	1
GUAB75SS	LB	3/4"	1
GUAB100SS	LB	1"	1
GUAL75SS	LL	3/4"	1
GUAL100SS	LL	1"	1



## Insulated Bushings – Type 316SS

Catalog #	Size	Std. Pkg.
B50	1/2"	1
B75	3/4"	1
B100	1"	1
B125	1-1/4"	1
B150	1-1/2"	1
B200	2"	1



## Grounding Insulated Bushings – Type 316SS

Catalog #	Wire Range	Size	Std. Pkg.
GB50S	4-14	1/2"	1
GB75S		3/4"	1
GB100S		1"	1
GB125S		1-1/4"	1
GB150S		1-1/2"	1
GB200S		2"	1
GB50L	3/0-6	1/2"	1
GB75L		3/4"	1
GB100L		1"	1
GB125L		1-1/4"	1
GB150L		1-1/2"	1



# Stainless Steel – Gibson Stainless & Specialty Inc

## Strain Relief Grips - Type 316SS

### Cord Grip

### Cord Grip with Mesh

#### 1/2"

Catalog #	Catalog #	Cable Range (inches)	Std. Pkg.
CG50-125188	CGM50-125188	.125 - .188	1
CG50-188250	CGM50-188250	.188 - .250	1
CG50-250313	CGM50-250313	.250 - .313	1
CG50-313375	CGM50-313375	.313 - .375	1
CG50-375438	CGM50-375438	.375 - .438	1
CG50-438500	CGM50-438500	.438 - .500	1
CG50-500563	CGM50-500563	.500 - .563	1
CG50-563610	CGM50-563610	.536 - .610	1



#### 3/4"

Catalog #	Catalog #	Cable Range (inches)	Std. Pkg.
CG75-188250	CGM75-188250	.188 - .250	1
CG75-250313	CGM75-250313	.250 - .313	1
CG75-313375	CGM75-313375	.313 - .375	1
CG75-375438	CGM75-375438	.375 - .438	1
CG75-438500	CGM75-438500	.438 - .500	1
CG75-500563	CGM75-500563	.500 - .563	1
CG75-563625	CGM75-563625	.563 - .625	1
CG75-625688	CGM75-625688	.625 - .688	1
CG75-688750	CGM75-688750	.688 - .750	1
CG75-750810	CGM75-750810	.750 - .810	1



#### 1"

Catalog #	Catalog #	Cable Range (inches)	Std. Pkg.
CG100-375438	CGM100-375438	.375 - .438	1
CG100-438500	CGM100-438500	.438 - .500	1
CG100-500563	CGM100-500563	.500 - .563	1
CG100-563625	CGM100-563625	.563 - .625	1
CG100-625688	CGM100-625688	.625 - .688	1
CG100-688750	CGM100-688750	.688 - .750	1
CG100-750813	CGM100-750813	.750 - .813	1

## Support Grips - Single Eye, Split Mesh, Rod Closing

Catalog #	Cable Range (inches)	Approx. Break Strength (lbs.)	Std. Pkg.
SPSR050US	.50 - .62	1050	1
SPSR062US	.63 - .74	2050	1
SPSR075US	.75 - .99	2050	1
SPSR100US	1.00 - 1.24	2650	1
SPSR125US	1.25 - 1.49	4500	1
SPSR150US	1.50 - 1.74	4500	1
SPSR175US	1.75 - 1.99	6000	1
SPSR200US	2.00 - 2.49	8950	1
SPSR250US	2.50 - 2.99	7750	1
SPSR300US	3.00 - 3.49	8500	1



# Stainless Steel – Gibson Stainless & Specialty Inc

## U-Bolts - Type 316SS

<b>Standard</b>	<b>Figure 137 Style</b>		
Catalog #	Catalog #	Size	Std. Pkg.
0050	0050-137	1/2"	1
0075	0075-137	3/4"	1
0100	0100-137	1"	1
0125	0125-137	1-1/4"	1
0150	0150-137	1-1/2"	1
0200	0200-137	2"	1
0250	0250-137	2-1/2"	1
0300	0300-137	3"	1
0350	0350-137	3-1/2"	1
0400	0400-137	4"	1
0500		5"	1
0600		6"	1
0800		8"	1
01000		10"	1
01200		12"	1
01400		14"	1
01600		16"	1
01800		18"	1
02000		20"	1

U-Bolt Plates also Available



## Strut Channel - 1-5/8 x 1-5/8

### Type 304SS

Catalog #	Type	Std. Pkg.
PS200SS304	Solid	10 Feet
PS200SS304EH	With Elongated Holes	10 Feet

### Type 316SS

Catalog #	Type	Std. Pkg.
PS200SS316	Solid	10 Feet
PS200SS316EH	With Elongated Holes	10 Feet

Note: standard freight terms do not apply

## Post Bases -Type 316SS

Catalog #	Type	Std. Pkg.
5990PB1	Single Post Base - Square	1
5990PB2	Single Post Base - 45° Offset	1
5990PB3	Single Post Base - Flush Mount	1
5990PB4	Double Post Base - Square	1
5990PB5	Single Post Base - Narrow Foot	1



## Spring Nuts - Type 316SS / Spring - Type 302SS

Catalog #	Size	Std. Pkg.
5911	1/4"	1
5912	5/16"	1
5913	3/8"	1
5914	1/2"	1
5915	5/8"	1



# Stainless Steel – Gibson Stainless & Specialty Inc

## 2 Piece Strut Straps - Type 316SS

Catalog #	Size	Std. Pkg.
5050	1/2"	1
5075	3/4"	1
5100	1"	1
5125	1-1/4"	1
5150	1-1/2"	1
5200	2"	1
5250	2-1/2"	1
5300	3"	1
5350	3-1/2"	1
5400	4"	1
5500	5"	1
5600	6"	1
5800	8"	1



## Strut Fittings and Accessories - Type 316SS

### Right Angle Beam Clamps

Catalog #	Size	Std. Pkg.
5990	1-5/8" x 1-5/8"	1
5990L	1-5/8" x 3-1/4"	1



### Square Washer

Catalog #	Size	Std. Pkg.
5970-1/4	1/4"	1
5970-3/8	3/8"	1
5970-1/2	1/2"	1
5970-5/8	5/8"	1
5970-3/4	3/4"	1



### 90 Degree Angle Fittings

Catalog #	Size	Std. Pkg.
5971	2 Hole	1
5974	3 Hole	1
5973	4 Hole	1



### Flat Fittings

Catalog #	Size	Std. Pkg.
5963	3 Hole 90 Degree	1
5964	4 Hole 90 Degree	1
5965	Cross Plate	1
5969	4 Hole Splice Plate	1
5966	Tee Plate	1



Other Stainless Steel Strut Fitting Available - Please Call

# Foot Switches – Linemaster

## Clipper (Cast Iron)

### Single Pedal

Catalog #	Electrical Ratings	Function
632S	20A @ 125-250 VAC	Momentary SPDT
632DA	1 H.P. @ 125-250 VAC	Maintained SPDT
642S (Wide Treadle)	1 H.P. @ 125-250 VAC	Momentary SPDT



632SC3	15A @ 125 VAC 3/4 H.P. @ 125 VAC	Momentary SPST
--------	-------------------------------------	----------------

Supplied with 8 ft. 14/3 Cord and 3 prong series plug. Wired N.O.

635S	15A 125 VAC / 10A 250 VAC 3/4 H.P. @ 125 VAC	Momentary DPDT
------	---	----------------

### Double Pedal

Catalog #	Electrical Ratings	Function
TWIN632S	20A @ 125-250 VAC 1 H.P. @ 125-250 VAC	Momentary SPST
TWIN635S	15A 125 VAC / 10A 250 VAC 3/4 H.P. @ 125 VAC	Momentary DPDT



## Dolphin (Plastic)

Catalog #	Electrical Ratings	Function
D42SN028	3A @ 125 VAC	Momentary SPST

Suppled with 8 ft. 18/2 Cord without Plug, Wired N.O.



## Treadlite II (Steel)

Catalog #	Electrical Ratings	Function
T91S	15A @ 125-250 VAC	Momentary SPDT
T91SC36*	1/2 H.P. @ 125-250 VAC	Momentary SPDT

\*Supplied with 6 ft. 18/3 Cord without Plug, Wired N.O.



## Optional Steel Guards for Above Switches

Catalog #	Type
522B14	Single Guard - Standard
522F28	Single Guard - Oversized
522B12	Double Guard - Standard
522D28	Double Guard - Oversized




# Foot Switches - Linemaster

## Classic IV (Aluminum)

### Single Pedal

Catalog #	Guarded	Electrical Ratings	Function
88SH1-05	Yes	16A @ 125-250VAC	Momentary SPDT
88SH2-05			Momentary DPDT
88SN1-05	No	1/2 H.P. @ 125-250 VAC	Momentary SPDT
88SN2-02			Momentary DPDT



Single – No Guard

### Double Pedal

Catalog #	Guarded	Electrical Ratings	Function
TWIN88SH1-05	Yes	16A @ 125-250VAC	Momentary SPDT
TWIN88SH2-05			Momentary DPDT
TWIN88SN1-05	No	1/2 H.P. @ 125-250 VAC	Momentary SPDT
TWIN88SN2-02			Momentary DPDT



Double – No Guard

## Hercules (Cast Iron)

Catalog #	Shield	Electrical Ratings	Function
531SWH	Full	20A @ 125-250 VAC	Momentary SPDT
531SWHO	Oversize		Momentary SPDT
531SWHOX	Extra Oversize		Momentary SPDT
531SWN	No Shield		Momentary SPDT
532SWH	Full	1 H.P. @ 125- 250 VAC	Momentary DPDT
532SWHO	Oversize		Momentary DPDT
532SWHOX	Extra Oversize		Momentary DPDT
532SWN	No Shield		Momentary DPDT



No Shield

Catalog #	Shield	Electrical Ratings	Function
571DWH	Full	20A @ 125-250 VAC	Maintained SPDT
571DWHO	Oversized		Maintained SPDT
571DWHOX	Extra Oversized		Maintained SPDT
571DWN	No Shield		Maintained DPDT
572DWH	Full	1 H.P. @ 125- 250 VAC	Maintained DPDT
572DWHO	Oversized		Maintained DPDT
572DWHOX	Extra Oversized		Maintained DPDT
572DWN	No Shield		Maintained DPDT



Full Shield

## Hercules - Anti Trip (Cast Iron)

Catalog #	Shield	Electrical Ratings	Function
511B	Full	20A @ 125-250VAC	Momentary SPDT
511BO	Oversized		Momentary SPDT
511BOX	Extra		Momentary SPDT
511BG	Full with Gate		Momentary SPDT

## Hercules Potentiometer (Cast Iron)

Designed To Use with Variable Speed Motors

Catalog #	Type	Function
500H	Full	Momentary
500AH	Full with Auxiliary Contact	Momentary
500N	No Shield	Momentary
500AN	No Shield with Auxiliary	Momentary



Extra Oversized Shield

Maximum Resistance Must Be Specified When Ordering

Many Other Foot Switches Available – Please Call

## Standoff Insulators

Catalog #	Size	Std. Pkg.	Mfg.
559600	1" High - 1/4" 20 Thread (Black)	1	Erico
559620	1-1/4" High - 1/4" x 20 Thread (Black)	1	
2015-3A	1-1/2" High - 3/8" x 16 Thread (Red)	1	Glastic
2015-3B	1-3/4" High - 3/8" x 16 Thread (Red)	1	
2015-3C	2" High - 3/8" x 16 Thread (Red)	1	
2015-4C	2" High - 1/2" x 13 Thread (Red)	1	



## Stop and Go Lights

### Outdoor

Catalog #	Type	Voltage	Std. Pkg.	Mfg.
SG10-115RG-LED	LED	115VAC	1	TriLite
SG10-12RG-LED	LED	12VDC	1	
SG10-24RG-LED	LED	24VDC	1	


### Indoor (Includes Built in Flasher & Switch)

SG20-115RG-LED	LED	115VAC	1	TriLite
SG20-12RG-LED	LED	12VDC	1	
SG20-24RG-LED	LED	24VDC	1	

### Outdoor / Indoor Kit (Includes SG10, SG20 and connection cable)

SG30-115RG-LED	LED	115VAC	1	TriLite
SG30-12RG-LED	LED	12VDC	1	
SG30-24RG-LED	LED	24VDC	1	

Available in Incandescent



## Radiant Heaters

Catalog #	Std. Pkg.	Mfg.
CL2	1	Cozy

"COZY" Legs Flat Panel Heater - 150 Watts

ETL - Certified Zero-Clearance Item  
(Cozy Legs may be placed directly against surfaces without risk of fire)

TT	Std. Pkg.	Mfg.
TT	1	Cozy

"TOASTY" Toes Adjustable Foot Rest - 105 Watts

3 Adjustable Positions  
Ergonomic Support for Better Circulation & Support  
2 Heat Settings

CT	Std. Pkg.	Mfg.
CT	1	Cozy

"COZY" Carpeted Foot Warmer - 60 Watts

Includes ON/OFF Switch

FW	Std. Pkg.	Mfg.
FW	1	Cozy

Heated Floor Mat - Regular (22.95" x 13.97") - 120 Watts

FWB	1
-----	---

Heated Floor Mat - Large (36.25" x 16") - 135 Watts

Made of Heavy Duty, Waterproof Rubber  
Heating Element is Molded within the Rubber - Eliminating Danger of Fire or Electrical Shock



# Retractable Cords - Autac

## TPR POWER CORDS

Catalog Number	Retracted Length	Number of Conductors	Type	Maximum Voltage	Temperature (°C)	Cable OD (inches)
<b>18 AWG</b>						
72180	12, 24, 36, 48	2	SVEO/SVTO	300	105°	.242
72181	12, 24, 36, 48	2	SJEOW/SJT	300	105°	.300
73181	12, 24, 36, 48	3	SJEOW/SJT	300	105°	.308
74181	12, 24, 36, 48	4	SJEOW/SJT	300	105°	.340
75181	12, 24, 36, 48	5	SJEOW/SJT	300	105°	.385
77182	12, 24, 36, 48	7	SEOW/STO	600	105°	.500
710182	12, 24, 36, 48	10	SEOW/STO	600	105°	.590
<b>16 AWG</b>						
73161	12, 24, 36, 48	3	SJEOW/SJT	300	105°	.340
74161	12, 24, 36, 48	4	SJEOW/SJT	300	105°	.365
74162	12, 24, 36, 48	4	SEOW/STO	600	105°	.425
76162	12, 24, 36, 48	6	SEOW/STO	600	105°	.530
78162	12, 24, 36, 48	8	SEOW/STO	600	105°	.570
<b>14 AWG</b>						
73142	12, 24, 36, 48	3	SEOW/STO	600	105°	.540
74142	12, 24, 36, 48	4	SEOW/STO	600	105°	.570
<b>12 AWG</b>						
73122	12, 24, 36, 48	3	SEOW/STO	600	105°	.580
74122	12, 24, 36, 48	4	SEOW/STO	600	105°	.660

Soft, Bare Copper, TPR Insulated

TPR, Black Jacket

## PVC POWER CORDS

Catalog Number	Retracted Length	Number of Conductors	Type	Maximum Voltage	Temperature (°C)	Cable OD (inches)
<b>18 AWG</b>						
92180	12, 24, 36, 48	2	SVT	300	105°	.250
93180	12, 24, 36, 48	3	SVT	300	105°	.260
92181	12, 24, 26, 48	2	SJT	300	105°	.295
93181	12, 24, 36, 48	3	SJT	300	105°	.330
94181	12, 24, 36, 48	4	SJT	300	105°	.360
95181	12, 24, 36, 48	5	SJT	300	105°	.440
<b>16 AWG</b>						
92161	12, 24, 36, 48	2	SJT	300	105°	.315
93161	12, 24, 36, 48	3	SJT	300	105°	.355
94161	12, 24, 36, 48	4	SJT	300	105°	.410
<b>14 AWG</b>						
93141	12, 24, 36, 48	3	SJT	300	105°	.390
<b>12 AWG</b>						
93121	12, 24, 36, 48	3	SJT	300	105°	.435

Soft, Bare Copper, PVC Insulated

PVC, Black Jacket (available in white)

LENGTH CHART (1:5 Extension Ratio)		
Retracted Length	Extended Length	Tangent Length Both Ends
12 inches	5 feet	12 inches
24 inches	10 feet	6 inches
36 inches	15 feet	6 inches
48 inches	20 feet	6 inches



Many Other Cords Available. Please Call.

# Control Switches - Rees

**REES Inc. A leader in the design of control switches for over 80 years**

## Push Buttons

### Single Plunger

- A broad selection of contact arrangements
- Heavy Duty rated
- Variety of lockable devices
- Available styles:
  - Momentary, Maintained and Latching
  - Keylock
  - Emergency Stop
  - Weatherproof

### Double Plunger

- A broad selection of contact arrangements
- Heavy Duty rated
- Variety of lockable devices

### 30.5mm Control Units

- 4 styles of push button operators
- 3 styles of 2,3 and 4 position selector operators
- 4 styles of push-pull units
- Illuminated push buttons
- Variety of lockable devices
- All meet NEMA12/13 requirements when properly installed in an appropriate enclosure
- Variety of different cams to customize any installation



**Many Styles of Buttons and Contact Arrangements Available – Please Call**

## Pull to Stop

### Cable Operated Switches

- Taut and slack cable styles for Emergency Stop applications as well as ordinary circuit control

### Rope Operated Switches

- Spring loaded Rope Operated Sequence Switch alternates between NC and NC states with a pull of the rope



**Many Single and Double Arm Cable/Rope Switches Available – Please Call**

# Numerical Index

Part Number	Page	Part Number	Page	Part Number	Page	Part Number	Page
0050-137	59	132x122CH	46	140x404	40	1512ST	47
0050	59	132x570CH	39	141S	7,21	1512STD	47
0075-137	59	132x572CH	39	141x202	45	152x570	39
0075	59	132x574CH	46	141x203	46	152x572	39
0100-137	59	132x580CH	40	141x300	39	152x970	40
0100	59	132x587CH	40	141x400	39	152x972	39
01000	59	1331348CH	43	142S	7	1600	55
01200	59	1332	7	142x122	46	1602DJ	48
0125-137	59	1333	7	142x123	45	1602H	48
0125	59	133S	21	142x552	39	1602MCJ	48
01400	59	133x320CH	42	142x570	39	1602SC	48
0150-137	59	133x324CH	40	142x572	39	1602ST	48
0150	59	133x360CH	41	143S	7	1602STD	48
01600	59	133x554CH	40	143x123	40	1604DJ	48
01800	59	133x555CH	41	143x126	40	1604H	48
0200-137	59	133x563CH	46	143x552	40	1604MCJ	48
0200	59	133x565CH	42	143x553	40	1604SC	48
02000	59	133x575CH	42	143x555	41	1604ST	48
0250-137	59	133x585CH	42	143x561	46	1604STD	48
0250	59	133x587CH	41	143x587	41	1606DJ	48
0300-137	59	133x588CH	41	144S	7	1606H	48
0300	59	133x595CH	42	144x560	41	1606MCJ	48
0350-137	59	133x596CH	42	1453401	43	1606SC	48
0350	59	133x597CH	42	145S	7	1606ST	48
0400-137	59	133x953CH	41	145x129	42	1606STD	48
0400	59	134S	21	145x301	43	1608DJ	48
0500	59	134x305	41	145x408	43	1608H	48
0600	59	134x350	42	145x411	43	1608MCJ	48
0800	59	134x360	41	145x552	41	1608SC	48
1002	1	134x516	42	145x579	41	1608ST	48
1050	55	134x526	42	145x586	43	1608STD	48
1075	55	134x548	40	145x592	43	1612DJ	48
1100	55	134x553	41	145x992	43	1612H	48
1121	2	134x554	40	146S	7	1612MCJ	48
1125	55	134x555	41	147S	7	1612SC	48
1150	55	134x570	40	148S	7,21	1612ST	48
1200	55	134x572	40	1502DJ	47	1612STD	48
1206	14	134x580	40	1502H	47	170C	8
1207	14	134x582	40	1502MCJ	47	171C	8
1208	14	134x585	42	1502SC	47	172C	8
1209	14	134x588	41	1502ST	47	173C	8
1210	14	134x595	42	1502STD	47	1F	13
1211	14	134x596	42	1504DJ	47	2001	55
1212	14	134x597	42	1504H	47	2003	55
1213	14	134x953	41	1504MCJ	47	2004	55
1214	14	134x955	41	1504SC	47	2015-3A	63
1215	14	1350	55	1504ST	47	2015-3B	63
1216	14	135S	21	1504STD	47	2015-3C	63
1217	14	135x601CH	42	1506DJ	47	2015-4C	63
1250	55	135x605CH	43	1506H	47	2074	2
1250	7	135x701CH	42	1506MCJ	47	2103	55
1251	7	135x702CH	43	1506SC	47	2104	2
1300	55	135x703CH	43	1506ST	47	2104	55
1313	13	135x704CH	43	1506STD	47	2117	1
1314	13	135x705CH	43	1508DJ	47	2132	1
1315	13	135x706CH	43	1508H	47	2132S	21
1316	13	135x707CH	43	1508MCJ	47	2133S	21
1320	13	135x708CH	43	1508SC	47	2134	1
1321	13	136S	21	1508ST	47	2134S	21
1326	7	137S	21	1508STD	47	2135S	21
1327	7	138S	7,21	1512DJ	47	2136S	21
1328	7	139S	7,21	1512H	47	2137S	21
1329	7	1400	55	1512MCJ	47	2138S	7,21
132S	21	140x401	40	1512SC	47	2139S	7,21

# Numerical Index

Part Number	Page	Part Number	Page	Part Number	Page	Part Number	Page
2141S	7,21	500H	62	5969	60	7100G-HUB	52
2142S	7	500N	62	5970 series	60	7100HUB	52
2143S	7	502	33	5971	60	7100LB	52
2144S	7	503	33	5973	60	7100LL	52
2145	1	5050	60	5974	60	7100LR	52
2145S	7	5075	60	5990	60	7100P	56
2146S	7	5100	60	5990L	60	7100SP	56
2147S	7	511B	62	5990PB series	59	7100T	52
2148S	7,21	511BG	62	5F	13	7100TB	52
2150S	21	511BO	62	6050	55	7100X	52
2152S	21	511BOX	62	6075	55	710182	64
2211	1	5125	60	6100	55	710P	17
2212	1	5150	60	6125	55	711P	17
2213	1	5200	60	6150	55	7125G-HUB	52
2214	1	522B12	61	620	33	7125HUB	52
2711	2	522B14	61	6200	55	7125LB	52
2F	13	522D28	61	6250	55	7125P	56
3038-2	53	522F28	61	6300	55	7125SP	56
3050-2	53	5243	1	632DA	61	7125T	52
3050	53	5250	60	632S	61	7125TB	52
3075-2	53	5300	60	632SC3	61	712P	17
3075	53	531SWH	62	635S	61	713P	17
3100-2	53	531SWHO	62	6400	55	714P	17
3100	53	531SWHOX	62	642S	61	7150C	52
3125-2	53	531SWN	62	670ARZ series	50	7150G-HUB	52
3125	53	532SWH	62	671RZ series	50	7150HUB	52
3150-2	53	532SWHO	62	672RZ series	50	7150LB	52
3150	53	532SWHOX	62	6F	13	7150LL	52
3200-2	53	532SWN	62	7000BC	54	7150LR	52
3200	53	5350	60	7000BC2	54	7150P	56
3250-2	53	5400	60	7000BF	54	7150SP	56
3250	53	5415	2	7000BF2	54	7150T	52
3300-2	53	5416	2	7000GFC1	54	7150TB	52
3300	53	5500	60	7000RF	54	715P	17
3350-2	53	559600	63	7000SF	54	716P	17
3350	53	559620	63	7025SP	56	717P	17
3400-2	53	5600	60	7038P	56	7200C	52
3400	53	571DWH	62	7038SP	56	7200G-HUB	52
3451	2	571DWHO	62	7050C	52	7200HUB	52
3455	2	571DWHOX	62	7050G-HUB	52	7200LB	52
3456	2	571DWN	62	7050HUB	52	7200LL	52
3459	2	572DWH	62	7050LB	52	7200LR	52
3819	2	572DWHO	62	7050LL	52	7200P	56
3F	13	572DWHOX	62	7050LR	52	7200SP	56
3PC series	11	572DWN	62	7050P	56	7200T	52
400	15	5800	60	7050SP	56	7200TB	52
401	15	5898	1	7050T	52	72180	64
402	15	5899	1	7050TB	52	72181	64
403	15	5900	1	706P	17	7250G-HUB	52
404	15	5901	1	7075C	52	7250HUB	52
405	15	5902	1	7075G-HUB	52	7250LB	52
406	15	5903	1	7075HUB	52	7250P	56
407	15	5904	1	7075LB	52	7250T	52
4075	55	5905	1	7075LL	52	7300G-HUB	52
408	15	5906	1	7075LR	52	7300HUB	52
409	15	5911	59	7075P	56	7300LB	52
4100	55	5912	59	7075SP	56	7300P	56
4247	1	5913	59	7075T	52	7300T	52
4252	1	5914	59	7075TB	52	73122	64
4311	1	5915	59	7075X	52	73142	64
4F	13	5963	60	707P	17	73161	64
500AH	62	5964	60	708P	17	73181	64
500AN	62	5965	60	709P	17	7400G-HUB	52
500AN	62	5966	60	7100C	52	7400HUB	52

# Numerical Index

Part Number	Page	Part Number	Page	Part Number	Page	Part Number	Page
7400LB	52	C10M	10	CGM100 series	58	GB75L	57
7400P	56	C135SS	32	CGM50 series	58	GB75S	57
7400T	52	C175SS	32	CGM75 series	58	GLA series	36
74122	64	C17F7	10	CH series	46	GUAB100SS	57
74142	64	C1ACG	10	CHASE series	54	GUAB75SS	57
74161	64	C1M	10	CHM series	11	GUAC100SS	57
74162	64	C205SS	32	CL series	32	GUAC75SS	57
74181	64	C250SS	32	CL2	63	GUAL100SS	57
7500-FB series	56	C27F7	10	CLH series	17	GUAL75SS	57
7500-RB series	56	C2ACG	10	CND series	51	GUAT100SS	57
75181	64	C2M	10	COUP series	22	GUAT75SS	57
76162	64	C300SS	32	COUP*AL series	24	GUAX100SS	57
77182	64	C32	5	CPL series	51	GUAX75SS	57
78162	64	C33	5	CSALT series	4	HWA series	5
8050	54	C34	5	CT	63	JC series	33
8050G	54	C375SS	32	CW series	20	JTB375	55
8075	54	C37F7	10	D42SN028	61	JTB500	55
8075G	54	C3ACG	10	DTG series	6	LB107F7	10
8100	54	C3M	10	E35	19	LB10ACG	10
8100G	54	C40	5	E36	19	LB10ATCG	9
8125	54	C41	18	E37	19	LB10M	10
8125G	54	C42	18	E38	19	LB17F7	10
8150	54	C425SS	32	EC*AL series	12	LB1ACG	10
8150G	54	C43	18	ELB series	51	LB1M	10
8200	54	C44	18	EPB series	44	LB27F7	10
8200G	54	C45	18	ERC series	8	LB2ACG	10
8250	54	C46	18	ET series	33	LB2M	10
8250G	54	C475SS	32	EYS series	27	LB37F7	10
8300	54	C47F7	10	EYS100	57	LB3ACG	10
8300G	54	C4ACG	10	EYS75	57	LB3M	10
8400	54	C4M	10	FD series	12	LB47F7	10
8400G	54	C55SS	32	FD2 series	12	LB4ACG	10
885RZ series	49	C57F7	10	FD75	54	LB4M	10
88SH series	62	C5ACG	10	FDA75	54	LB57F7	10
9002	1	C5M	10	FDC series	12	LB5ACG	10
910	21	C61	5	FDC2 series	12	LB5M	10
911	21	C65	5	FDC75	54	LB67F7	10
92161	64	C66	5	FDCT75	54	LB6ACG	10
92180	64	C67F7	10	FDDC75	54	LB6M	10
92181	64	C68	5	FDDX75	54	LB77F7	10
93121	64	C6ACG	10	FDS75	54	LB7ACG	10
93141	64	C6M	10	FDX75	54	LB7ATCG	9
93161	64	C77F7	10	FF series	53	LB7M	10
93180	64	C7ACG	10	FJ103	31	LB87F7	10
93181	64	C7ATCG	9	FJ108	31	LB8ACG	10
94161	64	C7M	10	FLC series	5	LB8ATCG	9
94181	64	C81SS	32	FNS series	28	LB8M	10
95181	64	C87F7	10	FS series	12	LB97F7	10
985GP series	49	C8ACG	10	FS2 series	12	LB9ACG	10
ACBR series	38	C8ATCG	9	FSC series	12	LB9ATCG	9
AESC series	38	C8M	10	FSC2 series	12	LB9M	10
AWCSM series	38	C97F7	10	FSFD series	12	LBE series	9,11
B100	57	C9ACG	10	FW	63	LL107F7	10
B125	57	C9ATCG	9	FWB	63	LL10ACG	10
B150	57	C9M	10	G92GA	30	LL10ATCG	9
B200	57	CAP series	53	GB100L	57	LL10M	10
B50	57	CBS series	53	GB100S	57	LL17F7	10
B75	57	CC-BFPB series	45	GB125L	57	LL1ACG	10
BDG series	6	CC series	46	GB125S	57	LL1M	10
BFPB series	45	CE series	9,11	GB150L	57	LL27F7	10
BSC series	21	CG series	15	GB150S	57	LL2ACG	10
C107F7	10	CG100 series	58	GB200S	57	LL2M	10
C10ACG	10	CG50 series	58	GB50L	57	LL37F7	10
C10ATCG	9	CG75 series	58	GB50S	57	LL3ACG	10

# Numerical Index

Part Number	Page	Part Number	Page	Part Number	Page	Part Number	Page
LL3M	10	MCN series	18	PS809GA	31	S300	13
LL47F7	10	MLB series	10	PS855-1	30	S350	13
LL4ACG	10	MLL series	10	PS888GA	28	S3A4 series	37
LL4M	10	MLR series	10	PS907S	30	S400	13
LL57F7	10	MT series	10	PS9402	29	S4060RT	8
LL5ACG	10	NIP series	52	PS9403	29	S4061RT	8
LL5M	10	NP series	22-24	PS9404	29	S4062RT	8
LL67F7	10	NP*AL series	25,26	PS998GA	30	S4063RT	8
LL6ACG	10	NTC series	16	PSRS3/4GA	28	S4064RT	8
LL6M	10	NTCC series	16	PSRS5/8GA	28	S4065DRT	8
LL77F7	10	OSN series	18	RA series	33	S4065E1RT	8
LL7ACG	10	P2749	31	RAM series	18	S4065ERT	8
LL7ATCG	9	P2751	31	RAPG series	18	S4065FRT	8
LL7M	10	PAR series	33	RB series	27	S4065RT	8
LL87F7	10	PB series	14	RE series	19	S4066	8
LL8ACG	10	PCC series	32	RGB series	14	S4067	8
LL8ATCG	9	PE series	53	RSM series	21	S4068	8
LL8M	10	PEF series	13	S050	13	S4069	8
LL97F7	10	PEM series	13	S075	13	S4070	8
LL9ACG	10	PS1100 series	32	S100	13	S4071	8
LL9ATCG	9	PS200SS series	59	S1010RT	8	S4072	8
LL9M	10	PS2622GA	30	S1011RT	8	S4073	8
LLE series	9,11	PS2625GA	31	S1012RT	8	S4074	8
LN series	17	PS2631GA	31	S1013RT	8	S4075	8
LR107F7	10	PS2636GA	31	S1014RT	8	S4A4 series	37
LR10ACG	10	PS2651T1GA	30	S1015DRT	8	SA0	37
LR10ATCG	9	PS2651T2GA	30	S1015E1RT	8	SA1000-2N	37
LR10M	10	PS2654GA	30	S1015ERT	8	SA1000	37
LR17F7	10	PS3033GA	29	S1015FRT	8	SA1C-2N	35
LR1ACG	10	PS3033SQGA	29	S1015RT	8	SA1C	34
LR1M	10	PS3064GA	29	S1016RT	9	SA2	37
LR27F7	10	PS3064SQGA	29	S1017RT	9	SA2/0	37
LR2ACG	10	PS3282GA	31	S1018RT	9	SA25-2N	35
LR2M	10	PS3373GA	31	S1019RT	9	SA25	34
LR37F7	10	PS601GA	28	S1020RT	9	SA250	37
LR3ACG	10	PS602GA	28	S1021DRT	9	SA26-2N	35
LR3M	10	PS603GA	28	S1021E1RT	9	SA26	34
LR47F7	10	PS604GA	28	S1021ERT	9	SA26A1	35
LR4ACG	10	PS605GA	28	S1021FRT	9	SA26A3	36
LR4M	10	PS607GA	28	S1021RT	9	SA27-2N	35
LR57F7	10	PS611GA	29	S1110	8	SA27	34
LR5ACG	10	PS612GA	29	S1111	8	SA27A3	35
LR5M	10	PS613GA	29	S1112	8	SA27A5	36
LR67F7	10	PS6153-2GY	31	S1112A	8	SA28-2N	35
LR6ACG	10	PS6154-2GY	31	S1112B	8	SA28	34
LR6M	10	PS616GA	29	S1112C	8	SA28A3	35
LR77F7	10	PS619*GA	28	S1112D	8	SA28A5	36
LR7ACG	10	PS624*GA	29	S1112E	8	SA29-2N	35
LR7ATCG	9	PS631GA	29	S1112E1	8	SA29	34
LR7M	10	PS633*GA	29	S1112F	8	SA29A1	35
LR87F7	10	PS649A	29	S1113	8	SA29A3	36
LR8ACG	10	PS651GA	31	S1114	8	SA2C-2N	35
LR8ATCG	9	PS655GA	31	S1115	8	SA2C	34
LR8M	10	PS684S	30	S1115A	8	SA30-2N	35
LR97F7	10	PS685S	30	S1115B	8	SA30	34
LR9ACG	10	PS686GA	30	S1115C	8	SA30A3	35
LR9ATCG	9	PS707P	31	S1115D	8	SA30A3	36
LR9M	10	PS712GA	28	S1115E	8	SA31-2N	35
LRE series	9,11	PS714GA	28	S1115F	8	SA31	34
LTC*ALT series	4	PS718GA	28	S111E1	8	SA31A1	35
LTC*SS series	55	PS719GA	28	S125	13	SA31A3	36
LTC*T series	3	PS732GA	31	S150	13	SA32-2N	35
LTC*Z series	3	PS781*GA	29	S200	13	SA32	34
MC series	10	PS793*GA	29	S250	13	SA32A1	35

# Numerical Index

Part Number	Page	Part Number	Page	Part Number	Page	Part Number	Page
SA32A3	36	SA6S	37	SWEEP*AL series	25	T7ACG	10
SA34-2N	35	SA800-2N	37	SWEEP*EMT series	7	T7M	10
SA34	34	SA800	37	SWV series	18	T87F7	10
SA34A1	35	SAL series	34	SYP series	36	T8ACG	10
SA34A3	36	SB series	37	SYPO series	36	T8M	10
SA350-2NS	37	SG10 series	63	T107F	10	T91S	61
SA350	37	SG20 series	63	T10ACG	10	T91SC36*	61
SA36-2N	35	SG30 series	63	T10M	10	T97F7	10
SA36	34	SGB series	14	T17F7	10	T9ACG	10
SA36A1	35	SPSR series	6	T1ACG	10	T9M	10
SA36A3	36	SPSR*US series	58	T1M	10	TE series	9,11
SA39-2N	35	SR series	17	T27F7	10	TPC series	54
SA39	34	SS series (SEPCO)	13	T2ACG	10	TRC series	16
SA39A3	35	SS series (splice)	35	T2M	10	TRCC series	16
SA39A5	36	SS26A1	36	T37F7	10	TS series	38
SA44-2N	35	SS27A1	36	T3ACG	10	TT	63
SA44	34	SS28A1	36	T3M	10	TWH series	11
SA44A1	35	SS29A1	36	T47F7	10	TWIN632S	61
SA44A3	36	SS30A1	36	T4ACG	10	TWIN635S	61
SA45-2N	35	SS31A1	36	T4M	10	TWIN88SH series	62
SA46-2N	35	SS32A1	36	T57F7	10	UB series	33
SA4C	34	SS34A1	36	T5ACG	10	UF series	27
SA500	37	SS36A1	36	T5M	10	UM series	27
SA600-2NS	37	SS39A1	36	T67F7	10	UMT1003RE	2
SA600	37	SS44A1	36	T6ACG	10	UMT1006RE	2
SA6C-2N	35	SSL series	35	T6M	10	WCSS series	38
SA6C	34	SU series	37	T77F7	10	WH series	11

# Summit Electric Products Ltd. – Sales Representatives

## **ALBERTA**

### Please contact Summit Electric

1-800-265-4822  
sales@summit-electric.com  
www.summit-electric.com

## **MANITOBA & N.W. ONTARIO**

### Advance Electrical Agency

**Troy Mask**  
(204) 599-2736  
troy@advanceagency.net  
www.advanceagency.net

## **NEWFOUNDLAND**

### Please contact Summit Electric

1-800-265-4822  
sales@summit-electric.com  
www.summit-electric.com

## **ONTARIO**

### Humelec Associates Ltd.

**Bill Eckersley**  
(416) 994-5393  
beckersley@humelec.ca  
**Bruno Neale**  
(519) 495-1433  
bneale@humelec.ca  
**Peter Ellul**  
(416) 994-5393  
pellul@humelec.ca  
www.humelec.ca

## **QUEBEC**

### Promellis Inc.

**Annick Jolicoeur**  
(514) 745-0259 Ext 114  
annickjolicoeur@promellis.com  
**Sebastien Paquette**  
(514) 745-0259 Ext 106  
spaquette@promellis.com  
www.promellis.com

## **BRITISH COLUMBIA**

### Division 16 Sales Agency

**Kyle Cruikshank**  
(604) 908-5565  
kyle@div16.ca  
www.div16.ca

## **NEW BRUNSWICK**

### Please contact Summit Electric

1-800-265-4822  
sales@summit-electric.com  
www.summit-electric.com

## **NOVA SCOTIA**

### Please contact Summit Electric

1-800-265-4822  
sales@summit-electric.com  
www.summit-electric.com

## **P. E. I.**

### Please contact Summit Electric

1-800-265-4822  
sales@summit-electric.com  
www.summit-electric.com

## **SASKATCHEWAN**

### Advance Electrical Agency

**Saskatoon Office:**  
**Darren Churchwell**  
(306) 280-7966  
darren@advanceagency.net  
**Jay Churchwell**  
(306) 229-4104  
jay@advanceagency.net

**Regina Office:**  
**Bob Fiesel**  
(306) 552-8686  
bob@advanceagency.net  
www.advanceagency.net